



Habib Bank Zurich plc
Annual Report 2022



● Canada

● United Kingdom

● Switzerland

● UAE

● Kenya

● South Africa

Contents



Corporate Information	2
Chairman’s Message	3
CEO Statement	4
Strategic Report	7
Directors’ Report	28
Directors’ Responsibilities Statement	31
Corporate Governance Report	32
Independent Auditor’s Report to the members of Habib Bank Zurich Plc	45
Income Statement	52
Statement of Other Comprehensive Income	54
Statement of Financial Position	55
Statement of Changes in Equity	56
Cash Flow Statement	57
Notes to the Financial Statements	58
Branch Network	120
International Network	121

Corporate Information

Board of Directors	Mr Muhammad H. Habib (Chairman)	Non-Executive Director
	Mr Carey Leonard	Independent Non-Executive Director
	Mr Stephen Bryans	Independent Non-Executive Director
	Ms Sheryl Lawrence (appointed 1st Feb 2023)	Independent Non-Executive Director
	Mr Anjum Iqbal	Non-Executive Director
	Mr Rajat Garg	Non-Executive Director
	Mr Satyajeet Roy (CEO)	Executive Director
	Mr Kamran Qazi	CFO / Executive Director

Board Committees	Risk Committee	Audit & Compliance Committee
	Mr Carey Leonard Chairman	Mr Stephen Bryans Chairman
	Mr Stephen Bryans Member	Mr Carey Leonard Member
	Sheryl Lawrence Member	Sheryl Lawrence Member
	Mr Anjum Iqbal Member	Mr Anjum Iqbal Member
	Mr Rajat Garg Member	Mr Rajat Garg Member

Management Committees	Executive Committee (EXCO)
	Asset and Liability Committee (ALCO)
	Audit, Risk and Compliance Committee (ARCC)
	Country Credit Committee (CCC)
	Operations and Technology Committee (OTCO)
	Human Resources Committee (HRC)
	Business Committee (BC)


Company Secretary	Taylor Wessing
	5 New Street Square
	London EC4A 3TW

Registered Office	Habib Bank Zurich plc
	Habib House
	42 Moorgate
	London EC2R 6JJ

Auditors	Mazars LLP, Statutory Auditor
	Chartered Accountants
	Tower Bridge House
	St Katharine's Way
	London E1W 1DD

Legal Advisors	Saleem Malik
	40 Eagle Lane
	Snaresbrook
	London E11 1PF

Chairman's Message



It gives me great pleasure to share with you the 2022 Annual Report and Financial Statements on behalf of the Board of Directors of Habib Bank Zurich plc.

Financial Year 2022 was a year of contrasts. Business activity returned to a semblance of normality as the impact of the Covid-19 pandemic receded. At the same time, the economy experienced new challenges, with rising inflation and an increase in energy costs leading to unprecedented interest rates hikes. Concurrently, the economic slowdown and impact of geopolitical developments – the conflict in Ukraine and U.S.-China relations – have created economic uncertainty in the UK and around the globe.

In the face of these challenges, we focused on our core strengths and prioritised risk management to ensure a resilient business model. Over the last few years, we have expanded our acquisition and funding channels to diversify and manage risk. We have continued to deliver enhanced digital solutions in line with client needs. Our relationship model enables insight into customer needs and proactive support during times of uncertainty.

By the grace of God, our financial performance for the year saw robust growth and profitability. Key milestones during the year include our balance sheet exceeding £1 billion for the first time in our history in the UK, and our highest profit after tax. These achievements validate our strategy and resilient business model. Cost efficiencies, strong capital, and our liquidity profile reflect prudent executive management and non-executive oversight of a focussed business strategy. Our 2022 results are deemed satisfactory and affirm our belief that the UK is an important market for growth. Notwithstanding the above, the directors and the management are cognisant of the challenges faced by the UK economy in 2023. Accordingly, they have decided to retain the profits for the year in the business.

In June 2022, Kamran Qazi (CFO) joined the Board as an executive director. His appointment maintains and strengthens executive representation at the Board along with the CEO. In February 2023, Sheryl Lawrence was appointed as the third independent director to broaden the range of skills and experiences available to the Board.

The Bank continued to focus on evolving the regulatory expectations and operating environment. Significant work was completed on Operational Resilience and Consumer Duty, whilst a climate change risk framework continues to remain in focus in line with requirements. Workforce diversity and inclusion also continues to be a priority for the Bank.

Looking ahead, we are aware that 2023 will continue to present a challenging operating environment. The inflationary pressures, high interest environment leading to low consumer confidence, and ongoing geopolitical events are expected to prolong the unstable macroeconomic environment. In such a context, the Bank will continue to keep its risk control framework under review, be agile to external factors, and focus on its core strengths. The Bank is well positioned to navigate these challenges due to its resilient business model, strong liquidity, capital, and the strength of its customer profile.

I wish to compliment the management team under the able leadership of our CEO for delivering such strong results. I also extend my appreciation to our directors, who have been instrumental in providing oversight and ensuring good governance. I conclude by thanking our colleagues for their hard work and commitment to our success. Above all, I would like to thank our customers for their loyalty and patronage, and wish them well for 2023.

A handwritten signature in black ink, appearing to read 'Muhammad H. Habib', written over a horizontal line.

Muhammad H. Habib

Chairman

6th April 2023

CEO Statement



In 2022 the Bank capitalised on initiatives taken in recent years, the strategy of diversifying business acquisition channels and enhancing our customers' experience through technology advancement, culminating in our balance sheet crossing £1 billion. It is a testament of the dedication and hard work put in by the team, which allowed us to achieve our strongest balance sheet and 14% revenue growth in a year that was significantly impacted by economic, geopolitical and global instability.

The UK economy remained weak through 2022 as high inflation and rising interest rates constrained the spending capacity of households and businesses. Although, the economic and fiscal outlook has improved marginally, driven by a slightly better consumer and business sentiment, the CPI remains stubbornly high at 10.1%. The falling wholesale gas prices suggest household energy bills may be lower in the months to come, which would help accelerate the expected fall in inflation. Other economic data in March 2023 also indicates that the economy is proving to be more resilient than anticipated.

Unlike 2021, where business activities gained momentum as the year progressed, 2022 was quite the opposite. The year started on a strong note with pent-up demand accelerating loan booking, which led to a robust financial performance by the Bank in the first half of the year. The second half of the year brought more challenges as central banks across the globe started increasing interest rates to tackle fast-growing inflation, accelerated by the Ukraine-Russia conflict, energy and commodity prices reached historic levels, which resulted in a cost-of-living crisis not seen for many decades in the UK. The Bank of England (BoE) has raised the interest rates to 4.25% with 11 consecutive hikes, that started in December 2021.

As deteriorating economic conditions started impacting individual households and businesses, we enhanced our focus on risk management and operational resilience. Our already conservative underwriting standards were revisited to further take into account economic factors such as double-digit inflation and property market prices coming under significant pressure for the first time since the 2007-08 financial crisis. As a relationship-focussed Bank, we continued our close interaction with the customers providing them uninterrupted support, transparent communication leading to good credit outcomes.

Given the above discipline, it was encouraging for us to see that the basic fundamentals of our strategy of conservative and long term relationship combined with proactive client engagement has led to good business and financial performance during 2022. The staff and management of HBZ strengthened their resolve to raise the bar for service standards, process enhancements and attention to detail to make HBZ a preferred banking partner for our target market – especially in Real Estate investment. We did well in Islamic banking, and continued our focus in Trade and FI. The highpoint of a year full of challenges was witnessing the determination and mettle of all the employees to work tirelessly through the year, the support from the UK Board and Shareholders. Our strong relationship with the clients over several generations is a blessing and we continue to further cement it.

Some of the key highlights of the year are:

- Balance sheet crossed £1 billion mark with growth of 14%
- Loans and advances increased by a rate of 17% to cross £600 million
- Customers deposits rose similarly, by 15%, reflecting a net increase of £98 million
- Net Operating income increased by 27% to £26.2 million
- Profit after tax recorded an increase of 28% to reach £5.7 million

Our growth in the balance sheet via the deposit book and lending reflects the strong relationship we have with our Retail and Commercial clients. Similarly, the confidence they have with the Bank and their assigned relationship team at respective branches in these challenging times. The Islamic business under the brand 'Sirat' accelerated throughout the year as our team of proficient managers picked up deals and improved client connect. Within three short years of our launch of the Islamic Banking window 'Sirat' we are now being recognised as one of the key players in the UK. In recognition of its performance, the Bank received the 2022 IRBA Excellence Award for its' Islamic Banking offering. We continue to grow the network of Intermediaries which helped us expand our deal pipeline. We remain confident the Intermediary channel will become a front runner in generating new business over the coming years. Trade finance business activities were somewhat muted in 2022 as we saw high level of political and economic uncertainty in our key markets, which prompted us to take necessary action by reducing our exposure significantly. Despite that our revenues were higher than in previous year due to the entry into other markets and increase in interest rates.

We recognise the changing landscape of the banking industry, especially in Technology that is taking over human touch for most day-to-day activities, therefore we continue to invest to evolve with the market and for the needs of our customers. We expanded our technology-based product suite, which includes contactless debit cards, confirmation of payee services, enhancement of our mobile app features and 24/7 faster payment services. While technology will remain an essential mode to meeting our customers day-to-day banking activities, key services such as lending and trade will continue to be relationship based, a choice which many SMEs prefer, we foresee to maintain a balanced approach.

While many banks are closing their branches, we continue to serve our customers from our existing 8 branches, located in our target locations in England. Having presence in London with 5 branches and 1 each in Leicester, Birmingham and Manchester, we have a dedicated relationship management team who are duly supported by trained service staff. To further enhance our customers experience we are in the process of introducing priority services through a new branch located in the prestigious London's West End area at 55 Baker Street.

The renovation of our head office, Habib House at 42 Moorgate, London was completed in September 2022. It also benefits as a full-service state of art branch to meet the banking needs of our customers. The newly renovated building presents an environmentally friendly work place well equipped to meet customers and employees' expectations. The investment made by the Bank in renovation also represents its approach towards climate change as the building meets the desired EPC rating standards and reduction in carbon footprint

We continue to work diligently to meet regulatory expectations in the areas of climate change, operational resilience and consumer duty. All these areas are also high on the UK Board's agenda as part of their oversight responsibility. The Bank has also taken steps to embed consideration of climate change in key decision making and risk management. Consumer duty and operational resilience remains a key priority for regulators. We have made significant progress in both areas and are on track with our regulatory timelines.

We believe that our success is due to our fundamental principles of good business practice; governance via the management team and challenge from the board, conservative risk appetite, effective systems and controls processes, and an experienced and motivated leadership team. These fundamentals are strengthened by the Bank's core values of Trust, Integrity and Respect – integral to our growth.

Habib Bank Zurich plc

We look at 2023 as a year where we will have to continue navigating economic uncertainty. Most recently, the failure of some regional banks in the United States and the historic takeover of Credit Suisse has created doubts in investors and depositors' minds about the resilience of US and European banks. In addition to a strong balance sheet, our focus on sustainable growth through a conservative approach and client centric engagement cultivated over the years enables us to be agile to both market developments and client circumstances. We will endeavour to deliver best-in-class service, support to facilitate the most appropriate lending and trade solutions. As mentioned earlier, our hybrid branch and digital relationship model is best placed to deliver an unparalleled service experience, at multiple touch points, enhancing trust, accessibility and responsible banking products.

The Bank is committed to executing its business plan, following its strategy and continuing to investment in people, technology, regulatory requirements and customer needs.

I feel very proud of my management team and our colleagues who have maintained their commitment on making a difference every day to the clients who we serve. I would like to thank my leadership team, HBZ staff, UK Board and Shareholders including the HBZ group members for their unparalleled support throughout 2022.

We are progressing well to meet our goals for the year 2023.



Satyajeet Roy
Chief Executive Officer
6th April 2023

Strategic Report



The Board of Directors have the pleasure in presenting the Strategic Report for the year ended 31st December 2022 for Habib Bank Zurich plc (the "Bank"). The Strategic Report forms part of the Bank's Annual Report and Financial Statements. Habib Bank Zurich plc is the wholly owned UK incorporated subsidiary of Habib Bank AG Zurich, Switzerland.

Overview

This report provides a holistic picture of the Bank's business model, strategic objectives, governance and significant developments which is useful to the stakeholders in assessing its performance and future prospects. The report enables readers to evaluate the Bank's financial position and results for the year 2022. The strategic report also includes a description of the emerging external risks and uncertainties the UK financial sector is currently facing with an assessment of likely impact on the Bank's business and financial performance. The report provides details of the key performance indicators, which the Bank utilises to assess its overall operating performance.

In our strategic report for the year 2021, we stated that, in the times ahead, COVID-19 no longer seemed to be the foremost economic concern to the global economies. We expressed our fears that, in the changed global economic scenarios, inflation, labour shortage and supply chain disruptions would have a greater impact on our business and were likely to be perceived as the top threats to the global economies. We further shared our views that the Ukraine-Russia conflict would trigger price shocks and supply disruptions with a worldwide impact, badly impacting lower income households. During 2022, we witnessed many of the adversities and challenges listed above. The Russia-Ukrainian conflict seriously disrupted the already fragile global trading system, which was coming to terms with post Covid growth syndrome. The immediate effect of the conflict on the supply chain saw sharp rise in prices of commodities, particularly energy and food.

The Bank of England's has increased interest rates for an 11th consecutive time to 4.25%, the highest for 15 years. In parallel, 2022 turned out to be a year of high inflation. The annual rate of inflation in UK reached 11.1% in October 2022, a 41 year high. Although, the expectation is for inflation to come down in the months to follow, the rate of reduction is currently slow. Many hoped that recent interest rate increases would bring to an end the worst cost-of-living crisis in recent times. However, February 2023 saw an unexpected increase on account of high food prices, a painful reminder that the squeeze is far from over.

February's surprise increase also complicated matters for the Bank of England, in particular. Financial markets had been predicting that the worst banking crisis since 2008 could tempt, Threadneedle Street to hold back from further interest rate rises. Clear signs were there with the takeover of Credit Suisse by UBS, the collapse of Silicon Valley Bank and Signature Bank, putting fears of contagion in investors' and depositors' minds evidenced by recent fall in the share prices of some European banks. Although, the recent increase in interest rates may not be seen favourably by financial markets, the BoE main priority remains is to reduce inflation.

UK GDP registered a growth of 4.1% over the course of 2022 mainly derived from the expansion seen in the first quarter. Compared to the pre-pandemic level, UK GDP in Q4 2022 was 0.8% lower. This compares with Eurozone GDP being 2.4% higher than its pre-pandemic level, while US GDP was 5.1% higher. The economic slowdown is largely due to inflation as the cost-of-living crisis impacts all demographic groups. Prolonged geopolitical uncertainty, the ongoing cost of living crisis and weak consumer sentiment could weigh down on growth across all sectors.

The UK property market was not spared from the negative impact of high interest rates. The latest house price data published on HM Land Registry for January 2023 show that average house prices in the UK increased by 6.3% in the 12 months to January 2023. This was down from 9.3% in the 12 months to December 2022. The number of

Habib Bank Zurich plc

transactions was lower by 10.6% from January 2022 and 2.6% lower than December 2022. The housing market is likely to fall in 2023. Low consumer confidence, the squeeze on real incomes, and the expectation of mortgage rates remaining high are expected to contribute to continued falls in house prices and a reduction in housing market activity. There are different estimates about the extent of the fall in house prices which range from a 3% to 10% reduction.

Commercial real estate remained under pressure due to lower investment volumes and high debt cost. Rising interest rates impacted the yields as a result of which the property values were down. As interest rates are expected to settle in 2023 confidence is likely return to investment markets. Another factor effecting commercial property is falling office-based employment and a recessionary environment. Many organisations have moved to a permanent hybrid working policy, which may result in lower take-up of office space in 2023 than it was in 2022.

In the past few years, the UK property market has remained resilient having seen exceptional events like Brexit, Covid and now the financial markets uncertainty. Like many unexpectedly better economic results in 2022, the property market may be the one for 2023.

The Bank, being mindful of the changing economic environment and market conditions, is carefully analysing the possible impact of key macroeconomic indicators. Accordingly, Management has assessed the impact of increases in interest rate on its deposits and lending book as well as any shift in the maturity profile of the customers' deposits. The Bank is, therefore, positioning itself in a manner that is duly aligned with future economic scenarios. It tests its operational resilience and financial stability to ensure that capital and liquidity levels are sufficient to absorb the economic shocks and keep serving the customers.

The Bank continued to apply its resources and efforts towards the well-being and safety of its staff and customers. Renovation of its head office was a major milestone to provide its staff a modern and environmentally friendly work space.

The Bank has emerged as a robust business showing its strength and strong bonding with customers. Despite strong headwinds, the Bank's business and financial performance remained resilient exhibiting growth in both customer lending and deposits.

Principal activity

The Bank remained consistent with its operating model of generating business through financing real estate investments, trade related services and treasury activities. We have developed and demonstrated our capacity and willingness to cater to our customers' need through conventional and Islamic retail and commercial banking products.

Our branch relationship team, at all times, remains connected with the customers; customers find it convenient to get access to the decision makers placed at the strategic management level of the Bank. The conventional retail and commercial products being offered by the Bank include current / savings accounts and real estate finance, trade finance, cash management and treasury services across various currencies.

The Islamic personal and business products, which includes Diminishing Musharika, Commodity Murabaha, Wakala based deposit accounts, current and savings accounts under the brand name "Sirat", continued to gain market penetration in the year 2022. The introduction of sharia compliant products in our portfolio added diversity as well as value to the Bank's revenue stream and business operations.

As a cornerstone of our operating policy, we continued to support our customers and small businesses by delivering against commitments associated with our long-term strategy. The services are provided through a network of eight branches across the UK. We are focussed on building long-term value for our customers, employees, suppliers and the communities we serve.

Strategy and objectives

The Bank's strategy remains meeting customers and clients' end-to-end needs in an efficient and effective manner. The Bank's core value is grounded in 'Service with Security' by placing customers at the heart of our decisions. Our approach as a community Bank is to focus on delivering personalised services with security to a wide spectrum of business and personal customers from our niche markets. This means listening to our customers, understanding their priorities with changing business and technological requirements and adapting our products and services to ensure we have the capabilities to support their evolving needs. Keeping abreast to customers and clients' expectations is key to our long-term success.

The Bank's primary customer base and target market are often family-owned and managed businesses from the South Asian Diaspora owned by SMEs' or high net worth individuals. These traditionally mercantile communities are known for their business and entrepreneurial traits. The key attribute of this segment is generational continuation and expansion of their business interests across generations. This is a substantial and growing segment, which provides an opportunity for the Bank to build a sustainable business model. Over the last few years significant growth we have experienced also comes from the success of SME businesses.

We continue to focus on sustained growth in our real estate lending business, track our targets set for the Islamic lending products and enhance Trade Finance business through diversification in product and services we offer. We will also look to develop our trade finance services to different geographies to reduce existing concentrations from South Asian markets.

Our strategy of diversification continues to play an important role in expansion of our client base and business growth. The results of this diversification are reflected in the financial performance of the Bank seen in the last years. There is a visible increase in the revenue streams from all sources including customer lending activities, trade finance and treasury during 2022. The Bank remained focused on lending business through Intermediaries by expanding the panel particularly in the Midlands. With a more refined and focused approach lending through Intermediaries also increased in 2022. The Bank continues to see this channel as an important area for future growth.

The Bank is fully committed to continuous improvement in governance, risk management and controls. This involves not only raising the bar to improve the existing risk management and governance framework but also put in place effective monitoring processes to assess the impact of emerging risks and new regulations such as operational resilience, climate change and consumer duty.

The Bank ensures uninterrupted secured remote working solutions and operational continuity for internal and external stakeholders. The management continued its strategy to enhance and upgrade the digital offering facility in the current year.

Business Model

The Bank's business model is built upon delivering high quality service and taking a long-term view on building customer relationships. The model is geared towards focusing on selected market segments to deliver on its strategic objectives. The Bank's core value of 'Service with security' has led to a natural longevity in customer relationships, which are cross-generational and cross-border, strengthening the Bank's reputation as a business bank. Owing to its history from the Indian subcontinent and based on the intrinsic value of the Bank as a family-owned conservative financial institution, customers connect the brand with security and trust.

The Bank's service catalogue is currently carrying two main products; real estate finance and commercial banking services. The Bank also offers regular cash management, trade finance and retail banking in line with customer needs. It remained focused on the strategic areas that include customer, financial planning, processes, people, regulatory and treasury. The Bank's product and service offering is comprised of buy-to-let finance, commercial loans, working capital finance, current accounts, savings accounts, notice accounts, fixed term deposits and treasury services. It also offers fixed term bonds accessible directly through the web-based channel.

The role of branch banking is pivotal to the growth of the UK franchise. To upscale the growth momentum in 2022 many steps were taken by the Bank. These steps include a more focused strategy to grow our Islamic banking business in the Midlands branches. Dedicated business teams have been given the task to service the needs of priority customers including those with presence in other countries within the group. A service team has also been introduced to provide services to customers across all UK branches, which ensures all customers receives same high level of service standards. All these activities are in preparation to formally launch priority segment in 2023 with the opening of a dedicated priority service branch.

Our Islamic banking offering competes with other larger players in the market who only offers Islamic products. The Bank has a natural appetite to attract customers who believe in faith-based products and services. The financing products offered meet the demand of customers who are interested in sharia-based income generating buy-to-let financing activities.

The Bank's significant growth in trade finance activities within businesses owned by South Asian diaspora in the UK is a natural fit keeping in view the demography of the Group's network. We continue to capture complete value chain of export business, from advising to discounting. We anticipate that trade finance business will grow in the long term into larger value and a higher volume of transactions in the years to come as we are winning business from large corporates in the UK with a client-centric proposition with efficient product delivery.

The trade service and finance transactions processing activity outsourced to the Group Outsourcing centre based in the UAE helped the Bank to increase its business volumes and also enhance the efficiency of processing activities.

The intermediary channel remains a strong source of lending customer referrals and also provides diversification in our business acquisition channels. We foresee a deeper role of Intermediaries in expansion of lending business through the introduction of new to business customers. The Bank's customer onboarding process from intermediaries is similar to introductions made through relationship managers, which includes full control of client relationships from on-boarding to credit under writing and service delivery.

The introduction of intermediaries also allowed us to expand our lending base to geographical areas in Greater London and Midlands without the need to have any physical presence. We continue to offer our complete set of lending products.

Business Review

The Bank closed 2022 with 'Loans and Advances' balance at £601 million, an increase of £87 million (17%) higher than the corresponding figure from the last year. The growth in lending business was on account of growing demand across various channels including branch banking, Islamic Financing, and financing through Intermediary business. Islamic banking lending book recorded an impressive lending growth of 75% during 2022 mainly coming from new to bank customers. As interest rates increased significantly in 2022 the lending business activities also slowed down during the last quarter. Investors were reluctant to grow their portfolios in the context of falling yields and the application of more stringent lending criteria put in place by banks in view of deteriorating market conditions.

The Bank continued to remain focused on effective credit risk management process providing particular attention to the impact of increase in interest to repayment capacity of borrowers. The Bank also aligned its underwriting standards by taking into account the impact of interest rate increases on key metrics such as loan to value and debt service ratio. Non-performing loans increased from 2.5% in 2021 to 3.3% in 2022.

Customer deposits registered a growth of £98 million to close the year at £770 million, an increase of 15%. This was achieved through effective use of a deposit strategy which focuses on acquiring new deposit relationship through conventional, Islamic and Internet Deposit channels. The Bank also passed on the benefit of rising interest rates to customers by offering them substantially higher rates as compared to start of the year, which can be noted from interest expense which doubled in 2022.

The renovation work on the Bank's landmark building, Habib House, situated at Moorgate completed in 2022. It provides an environmentally friendly work space to employees and a modern branch banking facility to customers.

Financial Review

The Bank's total assets grew 14% from last year. The growth was attributable to an increase in loans and advances of £87 million and an increase in treasury business (banks and investments) of £33 million.

Treasury activities remained a key area of attention throughout 2022. The Bank effectively managed its assets by deploying them in short term bank placements in the first half of 2022 to benefit from rising interest rates. The investments portfolio was managed on a run-down basis to ensure that funding made available was invested in higher yielding loan business.

The Bank continued to apply its conservative credit risk management process in 2022. This was further augmented by strengthening the Risk function and reviewing the Bank's enterprise risk management framework in light of growing economic uncertainties. Significant improvements were made in the Bank in Expected Credit Loss (ECL) models and various risk metrics related to credit, treasury and other significant areas. A key objective was to ensure that the Bank had measurable triggers and thresholds built around key risk indicators to measure, manage and control risk on a timely basis.

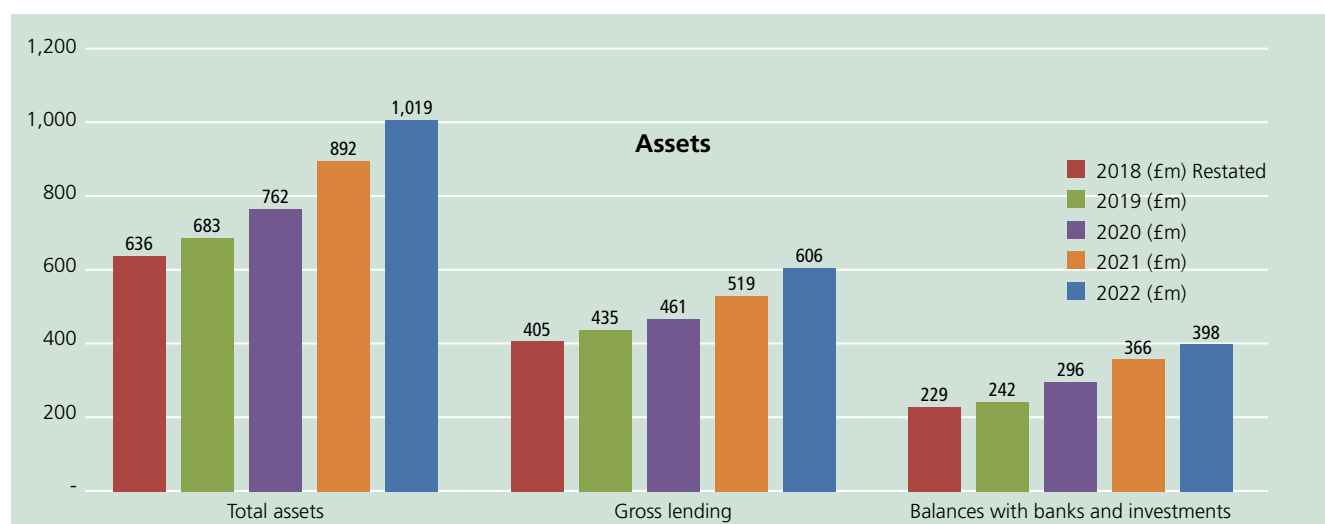
The Bank also refreshed macroeconomic data related to the variables it used in ECL models to take into account the changes in economic conditions and its impact on Bank's ECL. In addition to the ECL calculated from the models the Bank also uses management judgment to some credit exposures to arrive at appropriate coverage for credit impairment.

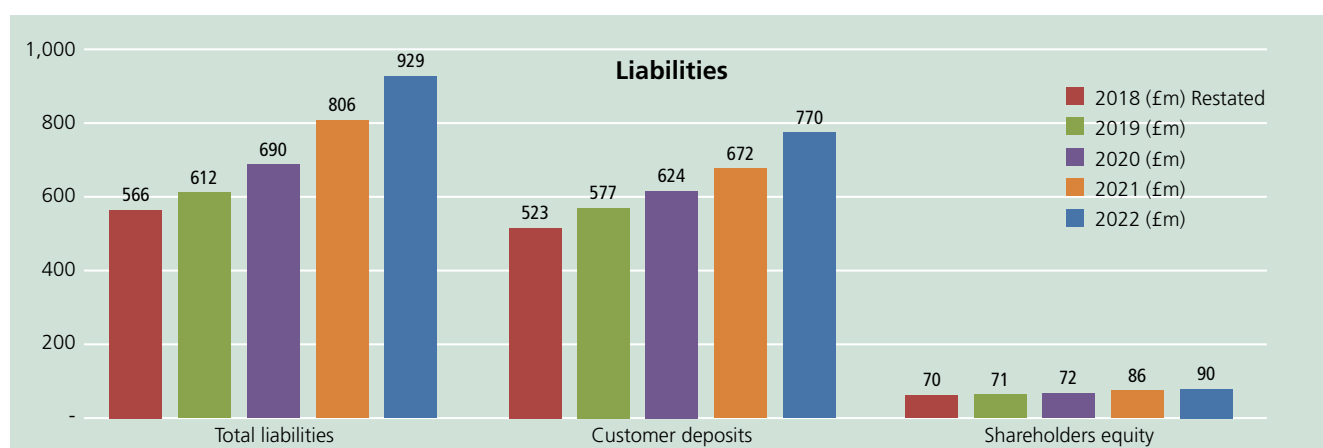
Balance sheet analysis

	2022 (£ 000')	2021 (£ 000')
Assets		
Loans and advances to customers	601,062	514,061
Balances with banks	253,746	190,006
Financial investments	144,352	175,654
Other	19,878	12,356
Total Assets	1,019,038	892,077
Due to customers	769,556	672,008
Due to Banks	129,266	107,147
Subordinated liabilities	20,273	20,092
Tier 1 Capital / Equity	89,508	86,203
Other	10,435	6,627
Total Liabilities and Equity	1,019,038	892,077

The following charts provide the key financial highlights of the Bank from the year 2018.

Assets and Liabilities





Profit and Loss Analysis

The net operating income of the Bank increased by 30.6% in 2022 to £26.18 million as compared to £20.04 million in 2021. The profitability in 2022 can primarily be attributed to growth in Loans and Advances owing to increased disbursements, expanded interest margin and increased revenues seen from Islamic Finance during the year. Trade finance activities also posted better revenue when compared to 2021 despite reduced business volumes.

Revisions made in the IFRS 9 based ECL model for Financial Institutions and Investments during the year resulted in a release of provisions for Stage 1 expected credit losses. As the lending book expanded by more than 16% in the year 2022, the Non-Performing Loans (NPL) as a percentage of total loans and advances in current year increased to 3.3% as against 2.5% in 2021.

The Bank has recorded a deferred tax asset of £0.73m against carried forward losses. On the other hand, the difference in the tax and accounting base of assets, resulting from the capital allowance available against refurbishment cost of Bank’s head office at 42 Moorgate resulted in deferred tax liability of £1.04 million.

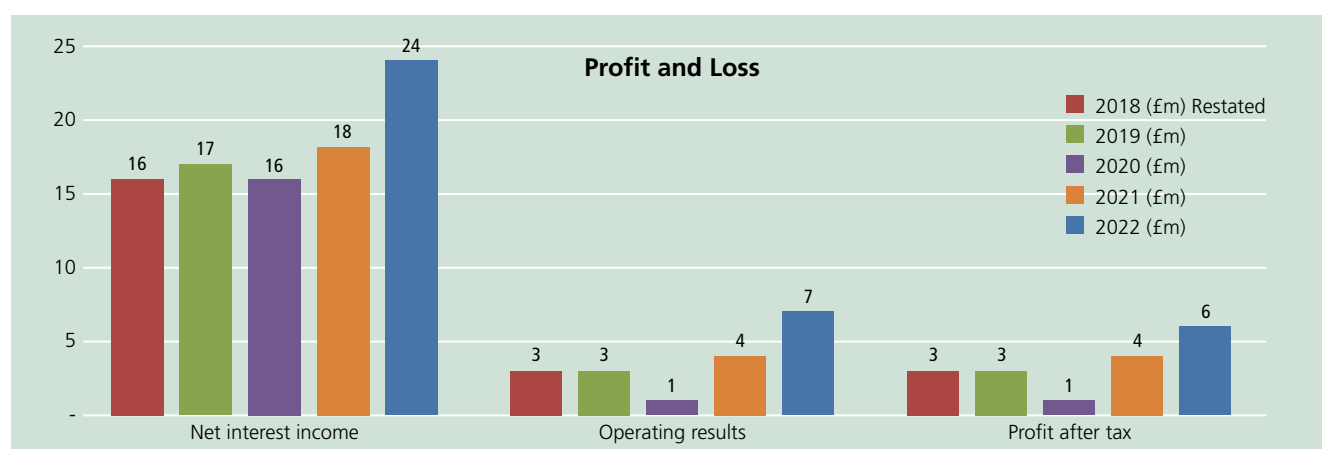
Operating expenditure mainly represents staff and other operating expenses incurred during the year. Total Operating expenses of £19.07m include total staff costs of £11.21m and other operating costs £6.74m. Group direct costs paid by the Bank during 2022 are also included in operating expenses.

Habib Bank Zurich plc

The performance highlights for 2022 are provided below.

	2022 (£ 000')	2021 (£ 000')
Operating Profit		
Net interest income	23,911	17,755
Net fee and Commission income	1,763	1,891
Net other income	465	398
Net operating income	26,139	20,044
Total operating expenses	(19,076)	(16,263)
Operating profit before impairment losses on loans and advances and tax expenses	7,063	3,781
Credit impairment losses / reversals on financial assets	(684)	68
Profit before tax	6,379	3,849
Taxation	(679)	626
Profit after Tax	5,700	4,475

The following charts provide the key financial highlights of the Bank from the year 2018.



* 2017 results exclude receipt of insurance claim

Capital structure

The Bank has ordinary share capital of £70 million (2021: £70m) and retained earnings of 21 million (2021: £16 million). In addition the Bank also has a five-year subordinated loan of £20 million (2021: £20 million) to support long-term asset growth and cover risks inherent to the business. The Bank has seen capital accretion partly through retention of earnings since its subsidiarisation in 2016, reflecting the shareholders' long-term commitment to the UK franchise. The subordinated loan of £20m which is classified as Tier 2 Capital was renewed by the Parent bank for period of 5 years in March 2021.

The regulatory capital base differs slightly from the amount reported above due to the different treatment of certain reserves. The Bank's regulatory capital and risk-weighted assets are summarised below:

Description	£ in million	
	2022	2021
Share capital – Tier 1	70	70
Retained earnings – Tier 1	21	16
Subordinated loan – Tier 2	20	20
Risk-weighted assets	575	548

The Bank's total capital requirement (TCR) is calculated as follows:

	£ in million	
	2022	2021
Risk weighted assets (£ million)	575	548
Total capital requirement – TCR	95	67
Capital		
Share capital – Tier 1 (£ million)	70	70
Retained earnings	21	16
Subordinated liabilities – Tier 2	20	20
	111	106
Excess capital over requirement (£ million)	16	40

The capital adequacy ratio as of 31st December 2022 was 17.72% (2021: 18.65%), which was in surplus of the regulatory requirements. The Bank has performed various stress tests in its Individual Capital Adequacy Assessment Process (ICAAP).

Other Key regulatory ratios

The Bank maintained sufficient high-quality liquid assets ("HQLA") against the net cash outflows over a 30-day horizon on a daily basis. The Bank maintains its liquidity coverage ratio ("LCR") above the regulatory threshold at all times as set out by the Prudential Regulation Authority ("PRA"). The Bank maintained a very strong LCR of 405% as at 31st December 2022 (2021: 152%) as compared to a 100% regulatory threshold. The Bank keeps the LCR well above the regulatory requirement at all times to ensure that any unforeseen stress on its liquidity does not impact the Bank's ability to meet the regulatory requirement.

The Bank's leverage ratio, a measure of bank's core capital relative to its total assets as of 31st December 2022 was 7.85% (2021: 8.6%) as against the regulatory threshold of 3%.

Customer related contingent liabilities of £34 million largely comprise trade finance business including letters of credit, guarantees and undrawn commitments.

Key performance Indicators (“KPIs”)

The Bank uses a broad range of financial and non-financial measures to evaluate the performance and trends against the strategic objectives. These quantifiable measures allowed management to evaluate the Bank’s actual and forecast performance.

We consider a range of metrics across all stakeholder groups and continuously assess whether new measures should be added or removed from our dashboards, in order to ensure these remain relevant and appropriate to our strategy.

Some of the key KPIs monitored by the Bank includes:

KPI	2022	2021
Percentage increase in customer loans	17%	13%
Percentage increase in customers deposits	15%	8%
Non-performing loan as a % of loan book	3.3%	2.5%
Percentage of non-interest revenue to total revenue	9%	11%
Loan to deposit ratio	78%	76%
Return on Assets	0.6%	0.5%
Return on Equity	6%	6%
Capital adequacy ratio	17.72%	18.65%
Common equity tier 1 ratio	14.74%	14.93%

The Bank’s overall financial performance continues to remain strong. 2022 financial performance was the strongest since the Bank became a subsidiary in 2016. The strong lending pipeline carried forward from 2021 allowed the Bank to increase gross lending to £138 million with net increase of £87 million. Customers deposits also increased as current account balances improved from last year as customers’ business volumes increased and more rental income grew.

Non-Performing Loans as a percentage of total increase to 3.3% from 2.5% in 2021. The Bank is confident that current provisioning level is appropriate to manage any possible credit losses.

The Bank maintained a capital adequacy ratio above the required regulatory requirement. The available capital resources of £110.86 million are considered sufficient with a view to support the business over a five-year period, which is demonstrated through the individual capital adequacy and assessment process (“ICAAP”).

The ICAAP document summarises and demonstrates to the Board and to senior management that the Bank has adequate financial and capital resources to support its business and the risks attached to its business plan and model. The ICAAP also demonstrates the adequacy of non-financial resources (in the form of people, systems, policies and procedures) to manage the adequacy of these financial resources on an ongoing basis.

The Bank maintains a liquid balance sheet in the form of HQLA and non HQLA assets and placements with banks with a tenor of up to 12 months. The customer deposit base is stable with a mix of relationship-based retail depositors and business owners. Fixed rate bonds acts as a source of well diversified liquidity. The Bank’s liquidity risk are managed by the Treasury function with oversight from the ALCO and the Board Risk Committee.

Principal risks and uncertainty and mitigation plan

Risk management is an evolving process, which changes as a result of internal and external factors impacting the Bank's business, people, products and systems and controls. An effective risk approach of being proactive rather than reactive is more important than ever. A strong risk culture is a critical element of an organisation's ability to withstand financial and operational shocks.

The Bank considers a number of financial and non-financial risks arising both from external and internal factors. These risks are addressed through a comprehensive risk management framework centred around the embedding of a strong risk culture to avoid operational mistakes or reputational difficulties, and have more engaged and satisfied customers and employees.

The management of risk is critical to the execution of the Bank's strategy. The Bank's risk appetite is set by the Board of Directors and takes into account the Bank's Strategic Intent. A key contributor to the tolerance level set by the risk appetite is the speed of response to emerging or evolving risks. The Bank follows a proactive approach as all emerging risks are evaluated through a risk assessment process, which highlights impact on the business in key areas and mitigating factors available to the Bank to dilute the impact of such risks.

The executive management of the Bank is responsible for implementation of the risk appetite throughout the Bank's operations and business. The Board Risk Committee (BRC) maintains oversight of the business performance against the risk appetite, whereas the Board Audit and Compliance Committee (BACC) has oversight of any financial or internal control failure risk. The material risks and uncertainties the Bank faces across its business and portfolios are key areas of management and board focus.

The Bank's approach to Risk Management is built on the principle of low to medium risk appetite and investment return horizon, which is medium to long term. In order to achieve this, the Bank's business strategy is built on:

- A clearly defined target market (selected customer and industry segments).
- Relationship-based banking service.
- Comprehensive governance and control framework.

The key elements of the Bank's risk management framework are as follows:

- Governance at the Board and Management level.
- Risk oversight.
- Risk management controls.
- The Bank's risk management strategy and risk appetite are aligned with its motto 'Service with security', core values and strategic intent of delivering sustainable growth.

The Bank's risk appetite is articulated in the Risk Appetite Statements set by the Board of Directors. The Bank takes a conservative view on the inherent risks and has zero tolerance for financial crime, compliance and regulatory risks. All risk types are measured and monitored through identification, measurement, mitigation and escalation processes from management to the Board level.

The table below highlights the key risks that the Bank is exposed to and provides details of the measures taken to mitigate these risks.

Risk type	Tolerance and mitigation
Credit risk	<p>The Bank's mitigation of credit risk is based on a combination of focused strategy, defined target market, secured lending and quality of underwriting, ongoing monitoring and pre-set thresholds for single party exposure, industry concentration and type of collateral.</p> <p>The Bank has a well-defined and articulated credit risk management framework ("CRMF"), which comprises its credit risk appetite, credit policies, terms of reference of management and board level committees, target market analysis, collateral management, credit monitoring and other credit related policies. The Board Risk Committee ("BRC") has oversight responsibilities of the CRMF.</p> <p>The Country Credit Committee ("CCC") and Board Risk Committee review and approve credit exposures based on delegated authorities.</p> <p>The Bank has put in place detailed policies and guidance for the business and credit team to deal with impact of IFRS 9. Regular monitoring of our credit portfolio is carried out by the analytics team which provides early warning to business team where customers start showing irregular repayments. Regular interaction between customers and relationship managers also helps in identifying any issues which might lead to significant increase in credit risk. Indicators, if any identified are closely monitored through a well-established watchlist process in place.</p> <p>One of the key focus areas of the Bank during period of uncertainties such as pandemic or external conflicts remains effective credit risk management. The credit team carried out frequent rapid reviews of the portfolio covering industries and sectors more severely affected by such uncertainties. During the year 2022 more focus was given to customers' ability to repay through stress test at various interest rate levels. Frequency of CCC meetings also increases along with increase in number of BRC meetings where the members meet to discuss enhancement in risk management process.</p> <p>Business teams remained at the forefront of managing customers expectation and providing them the required support in addressing concerns due to market uncertainties. This was clearly demonstrated through their various discussions with the customers to ensure impact on their repayment capacity as a result of increase in interest rate and ability to provide further cashflows or collateral to reduce the risk. As a responsible lender the Bank continues to support its customers to manage rising debt burden.</p> <p>The Bank also ensures that any changes in credit program or risk acceptance criteria are discussed, evaluated and approved at the appropriate committee level by taking into account impact on customers.</p>
Concentration risk	<p>The Bank has clearly articulated its risk appetite with respect to concentration risk. This is determined by taking into consideration concentration risk arising from single name, industry, product, and geographical concentration. Concentration risk is discussed and managed at CCC, ALCO and BRC level. The Bank has put in place strong underwriting standards, portfolio monitoring process and early warning triggers to manage this risk.</p>
Operational risk	<p>The Bank manages operational risk through an articulated risk appetite and ongoing monitoring with oversight at management and board level committees. The Bank has a fully operational risk control function, which monitors various operational risks under supervision and guidance from the Chief Risk Officer.</p> <p>The Bank sets various tolerance trigger points in accordance with regulation and guidance from the UK Financial Conduct Authority ("FCA") and Prudential Regulation Authority ("PRA"). In the event of these tolerances being breached, reporting to the Operations and Technology Committee ("OTCO") is made. OTCO reviews the breaches and considers whether further escalation to Audit, Risk and Compliance Committee ("ARCC") and Executive Committee is required. Reporting is made together with confirmation of remediation plans. All key operational risks indicators and risk events are also reported to the BRC.</p>

Risk type	Tolerance and mitigation
Financial crime risk	<p>The Bank has in place a robust anti-money laundering (“AML”) governance process supported by three lines of defence. The Board Audit and Compliance Committee is primarily responsible for oversight of financial crime risk supported by the Executive Committee of the Bank. A compliance dashboard, which incorporates risk events and regulatory updates, is reviewed and reported to the committees for oversight.</p> <p>The Bank has a zero tolerance for financial crime and is vigilant to identify, report and take appropriate action to mitigate the inherent risk associated with financial crime. Risk identification and mitigation is undertaken through risk assessment, effective implementation of customers due diligence requirements and ongoing account and transaction monitoring process. The Bank has comprehensive AML policies and procedures in place, which are reviewed and updated regularly. The Bank provides continuous training to its staff in the areas of AML and compliance.</p>
Conduct risk	<p>The Bank is a service-orientated institution and therefore managing customer outcomes is central to the Bank’s philosophy, business strategy and operations.</p> <p>The Bank has in place robust controls, adequate skill sets and appropriate decision– making arrangements to deliver its objectives of understanding customer needs, ensuring fair treatment and pro-actively preventing poor outcomes for its customers.</p> <p>The Bank has an articulated conduct risk appetite, which is driven by best customer outcome. The Audit, Risk and Compliance Committee and Board Audit and Compliance Committee monitor business performance against the risk appetite at management and board level respectively.</p> <p>The Bank has implemented the requirements under a senior managers and Certification Regime, assigning prescribed responsibilities and application of certification and conduct regime requirements. The Bank arranged adequate training for its employees, including senior management and members of the board, to ensure awareness and assist in implementing the requirements. Staff members meeting the certification requirements are identified through a robust process and undergo relevant training on an ongoing basis.</p>
Capital risk	<p>The Bank’s capital structure has been built up to support the business over a long-term horizon and meet regulatory requirements. These include capital resources to cover Pillar 1, Pillar 2, Capital Requirement Directives (“CRD”) Buffers and PRA Buffer. The Bank also maintains internal capital buffers over and above the minimum regulatory capital requirement. ALCO and Executive Committee monitor adequacy of capital with oversight from the Board Risk Committee. Capital resources are analysed in detail regularly to ensure sufficient buffer is available to support growth over a five years period in business as usual and stressed market conditions.</p>
Liquidity and funding risk	<p>The Bank manages the maturities of its assets and liabilities and its cash flows on a daily basis. The Bank maintains substantial liquidity in the Bank of England Reserve account, high quality liquid assets and in short-term deposits. The Bank has early warning indicators in place, which are monitored at operational and management committee levels.</p> <p>The Bank’s customer deposit base is stable and considered sticky based on long-term relationships. The Bank’s depositor base mainly comprises relationship-based retail and SME deposits. The Bank also offers 6 and 12 months fixed-rate web-based deposits, which are mainly a rate-driven source of funding.</p> <p>To ensure the Bank has access to funding sources various measures were taken by the bank including access to BoE facilities under Sterling Monetary Framework, which includes Indexed Long Term Repo facility, Discount Window facility and Term funding for SMEs. In addition, the Bank has also entered into bilateral repo arrangements with other counterparty to gain access to funding by utilising its stock of investments as collateral.</p>

Risk type	Tolerance and mitigation
Interest rate risk	<p>Interest rate risk at the Bank is well managed and contained under oversight from ALCO and BRC. The Bank has no significant or complex long-term interest rate positions. The Bank's lending book is on variable interest rate, which allows re-pricing of all lending products within 90 to 120 days. Customer deposits have a longer behavioural rollover history as compared to contractual maturities, which stems from the strength of relationship-based business model.</p> <p>The Bank Investments portfolio is well diversified with mix of HQLA and non HQLA bonds classified as held to collect and held to collect and sell. As at 31st December 2022 78% of the Bank portfolio was invested in fixed rate bonds with the remaining in floating rate note. As a result of significant increase in interest rates since the start of 2022 the Bank saw increase in mark to market loss on its overall investment portfolio, which at year end was 3% of the book value of Investments portfolio.</p> <p>The Bank effectively monitors interest rate risk in the banking book ("IRRBB"), through range of stress scenarios on economic value of equity and net interest margin. In addition, Investments portfolio performance is monitored on a daily basis by Treasury and Risk functions with key emphasis on change in CDS, rating changes and risks related to specific industry sector.</p>
Cyber risk	<p>The Bank recognises risk associated with cyber threats and is constantly taking proactive measures to strengthen its operating environment to provide a secure banking experience to internal as well as external stakeholders. The Bank takes risks associated with cyber security extremely seriously and is constantly engaged in not only improving and strengthening its transactional gateways but also its internal operating environment. Regular real time monitoring of all cyber alerts is monitored and analysed by Information Security function for corrective action and system updates.</p>
Regulatory and legal	<p>Regulations are constantly evolving and could adversely impact the Bank including capital, liquidity and funding requirements, enhanced data privacy requirements and the management of financial crime. The Bank implements new and updated regulatory requirements, where applicable, and incorporates the implications of related changes in its strategic and financial plans.</p> <p>Compliance and Risk functions have responsibility for monitoring and oversight of new regulations, which are implemented by relevant functions such as finance, operations and IT. Where required the Bank also seek support and guidance from market experts to ensure best practices are adopted by the Bank. The Bank also receives regular update from different market sources such as Association of Foreign Banks on new regulatory requirements.</p>
Foreign exchange risk	<p>As the Bank does not maintain a trading book, it has minimal foreign exchange exposure risk. The foreign exchange exposures are managed by the treasury front office with defined levels of maximum allowable net open position in a single currency. Daily monitoring of FX risk is performed by Finance function with oversight from Risk.</p>

Emerging risks

Together with a strong governance process, the BRC receives regular information in respect of the risk profile of the Bank. Information received includes measures of risk profile against risk appetite as well as identification of new and emerging risks. We believe that our structure and governance supports us in managing risk in the changing economic, political and market environments.

The Bank considers the following as emerging risks:

Risk type	Tolerance and mitigation
Climate change	<p>Climate Change is a much-discussed topic in recent times at a global level. Risks highlighted by scientific research and changes in natural phenomenon have played a significant role in attracting focus at governmental level across the globe. Various initiatives have been introduced in the UK including legislation and regulatory requirements.</p> <p>The Bank has considered the effects of climate change on its business model and profile with oversight by the board and senior management. The Bank has also taken steps to embed consideration of climate change in the key decision making and risk management.</p> <p>As part of its approach to manage climate change risk, the Bank undertook a review of the following areas to consider relevant physical and transition risks to assess the materiality:</p> <ul style="list-style-type: none"> • Business model • Customer base and target segments • Investment book and strategy • Bank's physical footprint and supply chain <p>The Bank assessment included the primary target industry segments, customer profile and business activity, product offering, industry risk categorisation of segments combined with contractual terms of products and investments to arrive at the materiality view.</p> <p>Overall, the Bank's customer base and target segments primarily comprise of real estate, wholesale and retail segments.</p> <p>The lending exposures are focussed on real estate financing which is > 95% of the lending book. Consequently, the focus is on the property collateral. The Bank's focus is on residential, mixed use and commercial real estate with contractual loan terms not exceeding 5 years. The Bank does not offer finance for development and/or industrial units with high-risk characteristics.</p> <p>In the context of the UK property market, the two relevant risks are flooding (physical risk) and cost of compliance with new/forthcoming climate related legislation (transition risk). Both risks are covered by the Bank's collateral review through a valuation by panelled surveyors for all real estate transactions with a consideration by the management committee where any relevant risks are highlighted.</p> <p>The Bank's investment strategy includes a cap on max tenure of 5 years with an average maturity profile of 2.5 years. Whilst the existing holdings comprise less than 7% of exposure to segments considered as elevated risk, the Bank takes into account climate change risk in its decision-making process.</p> <p>At present, the Bank deems the materiality of climate change risk as low based on its assessment.</p> <p>The Board and the management are cognisant that climate change risk impact can have an effect on the Bank's financial position in terms of the collateral valuation leading to credit quality risk, valuation of assets, probability of default which can in turn impact the financial risk disclosures.</p> <p>In view of the above and given its evolving nature, climate change risk type is subject to periodic review to take into consideration any material changes to strategy and profile along with new legislative or regulatory expectations.</p>

Risk type	Tolerance and mitigation
Outsourcing and third-party risk management	<p>The PRA published Supervisory Statement (SS) 2/21 in March 2021 which sets out expectations of how PRA-regulated firms should comply with regulatory requirements and expectations relating to outsourcing and third-party risk management.</p> <p>The statements cover PRA expectations relating to governance, pre outsourcing process such as risk assessment arrangements, due diligence of third parties, written agreements covering data security, access, audit and information rights, business continuity and exit strategies and record keeping.</p> <p>The Bank had taken into account PRA's consultation paper which predated the supervisory statement whilst revising or establishing new outsourcing arrangements in 2019-2020.</p>

The notes to the financial statements and Pillar 3 Disclosures provide further information about most of these risks; the committees that have the relevant responsibility for these risks; and the policies to manage the key risks. The Directors are confident that the current risk management structure is sufficient for identification, monitoring and management of significant financial risks to the business.

UNCERTAINTY

Impact of Central Bank Monetary tightening

Following Covid-19 lockdowns and the easing of the rules around it, economic activity returned to pre-pandemic levels during 2022. The growth in global economic activity was accompanied by significant supply chain issues, which contributed to rising prices. The Russian/Ukraine conflict exacerbated this situation as supply of gas and commodities from the region almost came to a halt. As a result of high inflation Central Banks around the World started tightening monetary policy.

While the UK has so far avoided technical recession, GDP growth remained flat throughout 2022. There are more headwinds ahead. The financial markets are concerned with recent failure of Banks in Europe and the US. It is too early to say whether any contagion effect has been averted as markets are still analysing the impact of measures taken by central bank, regulators and market participants. Persistent inflation represents another challenge for all businesses.

OTHER FOCUS AREAS IN 2022

Operational Resilience

A key priority for the Bank of England, Prudential Regulation Authority (PRA) and Financial Conduct Authority (FCA) is to put in place a stronger regulatory framework to promote operational resilience of firms and financial market infrastructures (FMIs). To this end, they published a joint Discussion Paper on Operational Resilience 2018 to start a dialogue with the financial services industry. Based on responses received the supervisory authorities issued consultation papers related to important business services, outsourcing and third-party risk management which are considered as key part of operational resilience. Consultation papers also refers to operational capacity, technology infrastructure, data centres and cyber security as elements of overall operational resilience. The FCA and PRA policy statement was published in March 2021 with an effective date of March 2022.

Over the years, the Bank has enhanced its resilience capability with the following measures:

- Operational efficiency
- Digitisation
- Technology infrastructure enhancement
- Improvement in information/Cyber security
- Remote access arrangement

The Bank's new Operational Resilience Framework is based on our existing capabilities, including learnings from past experience, and follows an approach in line with the FCA's and PRA's objective. Key steps for achieving the desired objectives are summarised below:

- Leverages business impact assessments and recovery objectives covering the entire organisation
- Prioritises important business services for end users specific to the Bank's business model and customer type
- End to end process mapping largely complete for Important Business Services (IBS) covering people, processes, technology, internal and external dependency, premises
- Impact tolerances being established based on time metrics. Combination metrics being considered where secondary capability exists
- Scenarios being established specific to the Bank leveraging risk event reporting process for past events and near misses
- Submission of self-assessment document to the Board for approval summarising the activities that have been undertaken in year 1 to meet the March 2022 deadline.

The operational resilience framework in the Bank is subject to continuous improvements, process re-engineering design to increase effectiveness and robustness while maintaining secure and efficient service delivery to customers through minimising adverse impact due to operational disruption.

The Bank has considered four main areas in its business services to identify Important Business Services (IBS):

1. Deposits, Lending and Transaction Banking
2. Payments, Clearing and Settlement
3. Wholesale Funding
4. Investments & Money Markets

In line with its size and business model and share of the market, the Bank considers five elements of the business services – (1) Payments (2) Loan Disbursal (3) Balance Check (4) Cash Withdrawals and (5) Cash and Liquidity Management – to be of critical importance in the context of potential disruption impact on its own customers and safety and soundness of the Bank.

As a part of Phase I approach, the Bank has successfully completed the 1st transition period on 31 March 2022 and, as required, a Self-Assessment document summarizing the work carried out was approved by the Board.

Since the completion of Phase I, the bank has reviewed existing important business services, which has not resulted in changes or addition of a new IBS. Impact tolerance for each IBS was also reviewed, which identified no major change. The Bank also completed Initial IBS mapping exercise. It will continue with mapping process over the

Habib Bank Zurich plc

transition period to identify vulnerabilities. The Bank is currently working on other areas including scenario testing and communication.

The Management and the Board are playing an active role in building up of an effective operational resilience framework, through clear communication of its objectives to comply with operational resilience policy. This is mainly achieved through:

- appropriate management information available to inform decisions which have consequences for operational resilience
- articulate and maintain a culture of risk awareness and ethical behaviour for the Bank, which influences the Bank's operational resilience
- have adequate knowledge, skills and experience in order to provide constructive challenge to senior management and meet their oversight responsibilities in relation to operational resilience

The Board is continuously provided with progress reports, issues highlighted, areas of improvement, areas of investment and on overall implementation of Operational Resilience framework.

Consumer Duty

In July 2022 the FCA published its final rules and guidance for the Consumer Duty that will set a higher standard for consumer protection across the financial services sector. The FCA anticipates the implementation of consumer duty will require a significant shift in both culture and behaviour by firms, given the expectation that the delivery of good outcomes for the customer should be at the centre of a firm's strategy and business objectives. The good outcome is expected in the areas of product and services, price and value, consumer understanding and consumer support.

In line with FCA published guidance the Board was presented with the Bank's Consumer Duty plan and approach. The plan provided the Board members details of the Consumer Duty Project and the key areas of focus including identified workstreams, project activities, indicative dates and assigned responsibilities within the Bank. The plan was approved by the Board.

The Bank has formed a Steering Committee comprising of senior management who are responsible for the workstreams relating to the four outcomes. They supervise different working groups drawn from all relevant departments who focus on the identified work streams.

The Bank has completed an initial gap analysis to identify key areas that need attention based on assessment of current products, policies and processes along with identification of areas which requires improvement against the elevated standards of the new Consumer Duty. The work is in progress to address the gaps identified under oversight form BACC.

Employee remuneration policy

The Bank's remuneration policy is in line with market practice and is weighted towards a performance-based compensation plan. The Bank does not have an incentivised compensation scheme for its staff. However, all staff members are considered under a performance-based bonus scheme, which is paid out once a year.

Performance is reviewed annually against pre-defined measures and efforts are recognised through a combination of monetary and non-monetary benefits. The performance management framework is managed through the Bank's HR and senior executive teams.

Annual performance includes a self-assessment process where employees assess their own performance against their job profile. It is an important time for an employee and their line manager to meet and share feedback, provide coaching, assess the goals, contributions and behaviours, and identify learning and development needs. It is also a time when future goals and clear expectations are set. The Compliance function also provides input on individual's performance in relation to non-financial performance measures.

Section 172 Statement

This section of the Strategic Report describes how the Directors have performed their duty to promote the success of the Bank, including how they have considered and engaged with other stakeholders and, in particular, how they have taken account of the matters set out in section 172(1)(a) to (f) of the Companies Act 2006.

The Directors consider that they have acted prudently to promote the success of the Bank, both individually and collectively for the benefit of its shareholder and all its stakeholders. In discharging its duties under S172 the Board:

- annually reviews the strategic plan keeping in view the changes in the business and operating circumstances and approves the annual budget taking into account impact of such changes;
- recognizes that employees are central to the success of the Bank. The interests of the employees are considered in a proper way while keeping safety, and well-being as the key considerations for the way in which the Bank conducts its business;
- recognises the need to develop successful relationships with all stakeholders for the success and viability of the Bank. The Board takes into account the interests of and impact on the stakeholders while taking business decisions;
- considers the impact of the Bank's business and operations on the community and the environment;
- maintains a reputation for high standards of business conduct; and
- ensures that the matters are referred to the parent in line with relevant statutory requirements.

The Directors recognise that effective stakeholder engagement is crucial in working towards shared goals which deliver long-term sustainable success. The Board reflects the priorities of the Bank's various stakeholders by considering the long-term implications of its decisions. The Board engages directly with stakeholders, and also indirectly through reporting from the Executive team.

The Board also gives due regards to the existence of an effective governance and risk management framework and clear separation of responsibilities between the Board and management in discharging responsibilities under S172, details of which are included in the Corporate Governance Report on Page 32.

Future outlook

Inflation, rising interest rates, energy costs as well as other geopolitical developments changed the outlook for 2022. From being the fastest growing G7 economy, UK economic growth slowed significantly within 12 months. Inflation continues to be the major concerns for BoE despite interest rates increasing to the highest level seen in the last 15 years.

2023 started with increased stress on the banking industry as depositors and investors are concerned with financial strength of banks on both side of the Atlantic. This is despite continuous messages of banks having strong balance sheet and regulatory ratios from the regulators and central banks to the markets.

The Bank has started 2023 with a cautious approach with tightening of credit underwriting Lending growth will likely be slow in wake of high interest rates, which will result in more proposals not meeting the desired underwriting criteria. The Bank will focus on generating new deposits to keep liquidity at high levels to address the impact of any adverse changes in market conditions.

We are determined that the Bank will come out stronger in 2023 and will seek to ensure we serve our customers to the best of our abilities.

Approved by the Board and signed on its behalf by:



Kamran Qazi
Chief Financial Officer
6th April 2023



Big Ben, London

Directors' Report



On behalf of the Board of Directors of Habib Bank Zurich plc ("the Bank"), I am pleased to present the Directors Report on the Financial Statements of the Bank for the year ended 31 December 2022. The Bank is registered in England and Wales with number 08864609 and is authorised by the PRA and regulated by the FCA and PRA. The Bank is a wholly owned subsidiary of Habib Bank AG Zurich.

Results

In 2022, the Bank posted a profit after taxation of £5.7 million (2021 £4.48 million). The Board is pleased with strong operating performance displayed by the Bank despite many challenges such as high economic uncertainty due to Russia-Ukraine conflict, political chaos, interest rate uncertainty, high inflation. The performance is a testament of resilient business model as witnessed during Covid 19 pandemic and subsequent turbulent period which continued for most part of 2022.

The year under review performance is marked as one of the best which the Bank has witnessed in its more than 50 years history in the UK. The balance sheet achieved a landmark by crossing total assets base of more than £1 billion. This was mainly contributed by growth in the loans and advances which posted growth of 17% to reach £601 million. There was a balanced contribution of branch banking and Islamic Banking under the brand name "Sirat" mainly coming from new to bank customers. Customers deposits also depicted a significant growth of 15% in 2022 as balances reached £770 million, which allowed the Bank to increase its Treasury related activities. The Bank carefully managed its investment and money market portfolio taking in to benefit of increase in interest rate, which resulted in increase in Treasury income from £1.9 million in 2021 to £3.7 million in 2022. The Bank continues to monitor changes in interest rate outlook through various governance including ALCO and oversight from the BRC.

Share capital and dividend

The Directors do not recommend a final dividend on ordinary share to be paid in respect of the year. (2021: £0.0246 per ordinary share).

The share capital of the Bank remained unchanged at £70 million, which is divided into 70 million ordinary shares of £1 each.

Board of Directors

The following directors have been appointed to serve on the Board of the Bank:

Mr Muhammad H. Habib	Non-Executive Director (NED) Chairman
Mr Carey Leonard	Independent NED
Mr Stephen Bryans	Independent NED
Ms Sheryl Lawrence*	Independent NED
Mr Anjum Iqbal	Non-Executive Director
Mr Rajat Garg	Non-Executive Director
Mr Satyajeet Roy	CEO / Executive Director
Mr Kamran Qazi	CFO / Executive Director

* Notified INED appointed on 1st February 2023

The Bank's Board membership represents a suitable mix of experience and knowledge relevant to the services offered.

Board meetings are held at least four times a year and additional meetings can be held at any time to discuss urgent issues.

Directors' representation

In the case of each of the persons who are Directors at the time the report is approved, so far as the director is aware, there is no relevant audit information of which the Bank's auditor is unaware, and the director has taken all the steps that he ought to have taken as a director in order to make himself aware of any relevant audit information and to establish that the Bank's auditor is aware of that information.

This confirmation is given and should be interpreted in accordance with the provisions of section 418 of the Companies Act 2006.

Independent Auditor

Mazars has expressed an unqualified opinion on the 2022 financial statements.

Mazars LLP has expressed its willingness to continue in office as Auditors and a resolution to reappoint the firm was considered and approved at the annual general meeting.

Senior Management and Certification Regime

The Bank has established adequate documented processes over monitoring and governance of the Senior Management and Certification Regime ("SM&CR"), including the certified population. This includes adequate governance and oversight exercised by the Board, updating management responsibility and related business activities, and training staff in particular with Senior Management Function ("SMF") roles, as well as assessing the fitness and propriety of the staff within the SM&CR rules.

Going concern

The Bank's operating model is simple, offering core lending and deposit products to its customers, who have a strong loyalty to the franchise; this is the bedrock of the value proposition for the Bank and HBZ Group. Service is delivered through dedicated branch and relationship managers. The customer takes comfort in continuity with a relationship manager and quick turnaround on their requests as well as access to the decision makers at the Bank. The expertise of the Bank in understanding and dealing with SME customers and business owners has positioned the Bank very strongly amongst its peer banks. This has enabled longevity of customers relationships spreading over two to three generations.

The Bank has prepared these financial statements taking into account that it operates on a self-sufficient basis with minimum dependency on Habib Bank AG Zurich (Parent bank). The Bank also expects to grow its lending book in line with its strategy and improve its credit quality, which provides a steady stream of interest income from customers and treasury activities. In addition to net interest income the Bank has a flow of revenue from fees and commission.

Habib Bank Zurich plc

The Bank has a sound governance structure in place, which comprises the Board of Directors, Committees of the Directors and Management Committees covering all key risk areas such as credit risk, liquidity risk, Anti Money Laundering, Compliance risk and Operational risk. The capital base of the Bank is sound with more than the required capital invested by the Parent bank. The Bank's liquidity position is also very strong with more than adequate liquid assets to cover a stress over a 90 days survivability period.

The Bank made profit after tax of £5.7million (2021:4.48million) during the year. The Bank is expected to gradually increase its profitability in future years. To this respect the Bank has prepared five years financial projections based on conservative assumptions.

The Directors have also considered the Bank's capital and liquidity plans, including stress tests in making such assessment based on growth projection as set out in long term strategic plan. Based on the assessment performed the Directors believes that the Bank has sufficient capital and liquidity resources to continue its activities for the foreseeable future being minimum 12 months from the date of this report. Accordingly, they continue to adopt the going concern basis in preparing the annual report and financial statements.

Post-balance sheet events

There have been no reportable events subsequent to the balance sheet

Acknowledgement

The Board of Directors takes the opportunity to express its gratitude to all stakeholders for their continued support.

The Board of Directors also records its appreciation to the Executive Committee and staff for their efforts, dedication, commitment and teamwork during 2022.

Approved by the Board and signed on its behalf by



Satyajeet Roy

Chief Executive Officer

6th April 2023

Directors' Responsibilities Statement

The Directors are responsible for preparing the Strategic Report, Directors' Report and the financial statements in accordance with the applicable law and regulations.

Company law requires the Directors to prepare the Bank's financial statements for each financial year. Under that law they have elected to prepare the Bank's financial statements in accordance with International Accounting Standards in conformity with the requirements of the Companies Act 2006 and applicable law.

Under company law the Directors must not approve the financial statements unless they are satisfied that they give a true and fair view of the state of affairs of the Bank and of its profit or loss for that period. In preparing the Bank's financial statements, the Directors are required to:

- Select suitable accounting policies and then apply them consistently.
- Make judgements and estimates that are reasonable and prudent.
- State whether they have been prepared in accordance with International Accounting Standards in conformity with the requirements of the Companies Act 2006.
- Prepare the financial statements on the going concern basis unless it is inappropriate to presume that the Bank will continue in business.

The Directors are responsible for keeping adequate accounting records that are sufficient to show and explain the Bank's transactions and disclose with reasonable accuracy at any time the financial position of the Bank and enable it to ensure that its financial statements comply with the Companies Act 2006. They have general responsibility for taking such steps as is reasonably open to them to safeguard the assets of the Bank and to prevent and detect fraud and other irregularities.

The Directors are responsible for the maintenance and integrity of the corporate and financial information included on the Bank's website. Legislation in the UK governing the preparation and dissemination of financial statements may differ from legislation in other jurisdictions.



Satyajeet Roy
Chief Executive Officer
6th April 2023

Corporate Governance Report

THE BOARD OF DIRECTORS

The Board of Directors (“the Board”) is committed to follow best practice in Corporate Governance.

The Board approved and adopted a substantially updated revision of the Corporate Governance Code incorporating the principle set out in the latest revision of the UK Corporate Governance Code (the ‘UK Code’), modified as considered appropriate for an organisation of the Bank’s size and type. Whilst the Code does not apply directly to the Bank, the Board agrees with and supports its general principles. This report sets out how the Bank has regard to the principles of the Code.

Board profile



Board of Directors

From left to right: Stephen Bryans, Anjum Iqbal, Kamran Qazi, Muhammad H. Habib, Rajat Garg, Sheryl Lawrence, Satyajeet Roy & Carey Leonard.



Muhammad H. Habib

Chairman

Roles & Committees Chairman & Non-Executive Director

Skills & Experience Muhammad H. Habib became a member of the General Management in 1992 (Habib Bank AG Zurich Group, Switzerland). He was appointed as the President & Chief Executive Officer of Habib Bank AG Zurich Group, in 2011.

His banking journey, spanning over 40 years, started in 1981 from Dubai, UAE where he went through extensive trainings and manager level positions, in all aspects of banking over the next 11 years.

After entering General Management in 1992, his remit and responsibilities took him across Africa, UK, North America and Switzerland. Under his leadership, the Group ventured into newer geographies, inclusive of but not limited to South Africa (1995) and Canada (2001). During this period, he was elevated to the rank of Joint President in 1996.

He is currently a member of the General Management and President of Habib Bank AG Zurich Group.

Principal external appointments

- Chairman, Habib Canadian Bank, Canada
- Director, Habib Metropolitan Bank, Pakistan
- Chairman, HBZ Bank Limited, South Africa
- Vice Chairman, Gefan Finanz AG Zug, Switzerland
- Member Board of Trustees, Habib University Foundation
- Member Board of Trustees, Habib Public School, Karachi (Pakistan)
- Member Global Advisory Board, Babson College



Carey Leonard

Independent
Non-Executive Director

Roles & Committees

- Independent Non-Executive Director
- Chair of the Board Risk Committee
- Member of the Board Audit and Compliance Committee

Skills and experience Carey Leonard has many years of banking experience in Asia, the Middle East, Africa and the UK. He has strong commercial banking disciplines in the areas of governance, strategy, business development, wholesale banking and risk management as well as proven leadership skills.

Principal external appointments

- Trustee and Treasurer to the Council, Malvern College
- Chairman, The Downs Malvern Preparatory School
- Chairman, Abberley Hall School
- Justice of the Peace Worcestershire Bench

Former appointments

- Standard Chartered Bank
- Regional Head, Special Assets Management Africa
 - Chief Executive Officer, South Africa
 - Managing Director and CEO, Nigeria
 - Chief Executive Officer, Sri Lanka
 - Member of Business Leadership Team



Stephen Bryans

Independent
Non-Executive Director

Roles & Committees

- Independent Non-Executive Director
- Chair of the Board Audit and Compliance Committee
- Member of the Board Risk Committee

Skills and experience

Stephen has over 30 years of audit and consulting experience with KPMG in the UK and Switzerland across banking, insurance and investment management sectors. He has strong expertise in audit, accounting, risk management, regulatory capital frameworks, internal control frameworks and compliance functions. He is highly adept at working with a variety of differing corporate cultures across many geographies.

Principal external appointments

None

Former appointments

- KPMG
- Partner (UK)
 - Partner (Switzerland)



Sheryl Lawrence

Independent
Non-Executive Director

Roles & Committees

- Member of the Board Risk Committee
- Member of the Board Audit and Compliance Committee

Skills and experience

Sheryl Lawrence is a qualified accountant and has extensive experience within Audit and Risk spread across audit practice and banking. Her executive experience includes senior roles in Compliance and Risk within banks and building societies of various size and complexity.

Principal external

- Senior Independent Non-executive Director, DF Capital Bank PLC
- Independent Non-executive Director, Morses Club PLC
- Independent Non-executive Director, RCI Bank UK

Former appointments

- Earl Shilton Building Society
- Independent Non-executive Director
- Provident Financial plc
- Chief Risk Officer
- Nationwide Building Society
- Head of Group Compliance Advice
- Coventry Building Society
- Head of Risk
- Lloyds TSB plc
- Head of Risk & Compliance, Group Operations



Anjum Iqbal

Non-Executive Director

Roles & Committees

- Member of the Board Risk Committee
- Member of the Board Audit and Compliance Committee

Skills and experience

Anjum Iqbal has extensive management experience in various part of the world in corporate and commercial banking. He has worked in several regions including Latin America, Europe, the Middle East, Africa and South Asia.

Principal external appointments

- Member of General Management and Regional CEO (Developing markets), Habib Bank AG Zurich (Switzerland)
- Non-Executive Director and member of Board Audit Committee, Board Risk Committee, HBZ Bank Ltd (South Africa)
- Chair of Risk and Compliance Committee, Chair of Board IT Committee, member of Board Audit Committee and Board Credit Committee, Habib Metropolitan Bank (Pakistan)

Former appointments

- Habib Bank AG Zurich Group
 - Chief Executive Officer, Habib Bank Zurich plc, UK
 - President and Chief Executive Officer, Habib Metropolitan Bank, Pakistan
- Citigroup
 - Managing Director Commercial Banking Group (EMEA)
 - Head of Corporate and Financial Institutions Group (CEEMEA)
 - CEO Africa Division
 - Regional CEO, Turkey and Central Asia



Rajat Garg

Non-Executive Director

Roles & Committees

- Member of the Board Risk Committee
- Member of the Board Audit & Compliance Committee
- Group Entity Senior Manager for Habib Bank Zurich plc

Skills and experience

Rajat Garg possesses over 31 years of experience in senior banking positions across Asia, Europe and Middle East. His professional background includes extensive experience in managing commercial banking and wealth management business.

Principal external appointments

- Member of General Management and Regional CEO (Developed markets), Habib Bank AG Zurich (Switzerland)
- Non-Executive Director, HBZ Bank (Hong Kong) Ltd
- Non-Executive Director, Habib Canadian Bank

Former appointments

- Citigroup
 - Head of Retail Banking and Wealth Management, EMEA
 - Country Business Manager, Turkey
 - Cards Business Manager, Saudi Arabia
 - Regional CFO – Asia Pacific Cards, Singapore
 - NRI Wealth Management Head, Singapore
 - Financial Controller and Business Planning Head, India



Satyajeet Roy

Chief Executive Officer

Roles & Committees

- Executive Director
- Chief Executive Officer

Skills and experience

Satyajeet Roy is a seasoned executive with 26 years of international banking experience across the Middle East, UK, Europe and India spread over commercial, SME and retail segments. He brings cross-functional experience covering business strategy, risk, audit and operations. His leadership experience in diverse locations is an added advantage for the Bank.

Principal external appointments

None

Former appointments

- Commercial Bank International, UAE
- Head of Business Banking
- Citigroup
- Head of Commercial Banking for UAE & Bahrain (Dubai, UAE)
- EMEA Head of Business Development, Business Banking (London UK)
- EMEA Audit and Risk Review, Lead Auditor, UK



Kamran Qazi

Chief Financial Officer

Roles & Committees

- Executive Director
- Chief Financial Officer

Skills and experience

More than 25 years of experience in the field of finance and accounting in Europe and Asia. Specialises in financial and management reporting.

Principal external appointments

None

Former appointments

- Chief Financial Officer Central Depository Company of Pakistan Limited
- Senior Manager Audit and Assurance KPMG
- Rating Analyst DCR VIS Credit Rating Agency

Executive Committee

Satyajeet Roy	CEO and Executive Director
Kamran Qazi	Chief Financial Officer and Executive Director
Asim Imtiaz Basraa	Head of Credit
Faraz ul Hassan	Head of Information Technology
Kausar Kazmi	Head of Commercial Banking
Nadia Saleem	Head of Compliance and MLRO
Monika Poznar	Head of Human Resources
Syed Saif ur Rehman Shah	Head of Islamic Banking and Intermediary
Walid Malik	Head of Operations
Waqar Haider	Chief Risk Officer



Executive Committee

From left to right: Walid Malik, Waqar Haider, Nadia Saleem, Kamran Qazi, Kausar Kazmi, Satyajeet Roy, Faraz ul Hassan, Syed Saif-ur-Rehman Shah, Monika Poznar and Asim Imtiaz Basraa.

LEADERSHIP

The role of the Board

The primary role of the Board is to set the overall strategy for the Bank and to protect and enhance its long-term strategic value. The Board ensures that the business of the Bank is conducted in an efficient and effective manner to promote the success of the Bank within an established framework of effective systems of internal control, robust risk management process and compliance with regulatory requirements. The Board also ensures that good corporate governance policies and practices are implemented within the Bank. In the course of discharging its responsibilities, the Board acts in good faith, with due diligence and care, and in the best interests of the Bank and its shareholders.

The primary responsibilities, which the Board undertakes in this respect, are to:

- Consider changes to the structure, size and composition of the Board and its committees and approve terms of reference.
- Define, oversee and be accountable for the implementation of governance arrangements that ensure effective and prudent management of the Bank, including the segregation of duties in the organisation and the prevention of conflicts of interest.
- Set the Bank's strategic objectives and goals and reviewing the performance of the executive team.
- Review and approve the risk appetite statements of the Bank.
- Establish and maintain a framework for the overall sound and proper internal control and risk management processes.
- Review and challenge the business performance of the Bank, set the budget and financial forecasts, and ensure that the business of the Bank is managed to balance risk and reward.
- Ensure that adequate succession planning arrangements are in place related to senior management so as to maintain an appropriate balance of skills and experience within the Bank.
- Consider and make recommendations to the Board regarding the remuneration including increment and bonus of employees with SMF responsibilities with the exception of Directors.

The responsibilities of the Board are clearly set out in its Terms of Reference ("TORs"), which is reviewed and approved periodically by the members of the Board. The schedule of Board meetings along with recurring items is approved in advance with the permission of the Chair and circulated to all members.

Division of responsibilities

The responsibilities of the Board members are set out in the Board TORs, which are aligned with a respective statement of responsibilities prepared under the senior management regime for each Board member.

The Chairman is responsible for leading the development of and monitoring the effective implementation of policies and procedures for the induction, training and professional development of all members of the Board.

The Chairman sets the Board's agenda primarily focusing on strategy, performance, value creation and accountability and ensures that adequate time is available for discussion on all agenda items, in particular strategic issues. Along with other Board members, the Chairman is also responsible for leading the development of the Bank's culture.

The independent non-executive directors ("INEDs") support the Board in the oversight functions on the basis of requisite skill sets and experience needed for effectively performing their respective SMF roles. Collectively and individually, the INEDs provides adequate challenge to other members of the Board and the senior management team in the course of discharging their oversight responsibilities as board members.

The non-executive directors (“NEDs”) along with INEDs are responsible for setting the Bank’s strategic objectives and goals and reviewing the performance of the executive team. They approve and keep an oversight of the Bank’s strategy and business plan prepared by the executive team. They also review and challenge the business performance of the Bank, approve the budget and financial forecasts, and ensure that the business of the bank is managed to balance risk and reward. They also scrutinise the delivery of the strategy within the risk and control framework set by the Board and satisfy themselves on the integrity of financial reporting.

The Chief Executive Officer (“Executive Director”) is responsible for managing the Bank’s business on a day-to-day basis on behalf of the Board. The business is managed within the strategy, risk appetite and control frameworks set and overseen by the Board. The Executive Director has specific management responsibilities for which he is accountable to the Board, such as executing the business plan, delivering planned results, managing risk, systems and the control framework, and delivering timely and accurate information to the Board.

EFFECTIVENESS

The composition of the Board

The size of the Board is aligned with the overall governance structure required for the effective oversight of the business, risk and control framework; operational, regulatory and compliance; and financial performance of the Bank. The composition of the Board has been established to ensure the availability of a pool of resource with relevant knowledge and experience to manage the strategic objective of the Bank.

The Board comprises eight directors – the Chairman, three INEDs, two NEDs and two Executive Directors. The relevant knowledge of Board members and diversity of their experience allow all directors to actively and effectively participate in the meetings.

The Board considers Carey Leonard, Stephen Bryans and Sheryl Lawrence to be independent within the meaning of the UK Corporate Governance Code. They do not perform any executive or other role or have any relationship with the Bank that, in the Board’s view, would affect their objectivity and judgement in performing their respective function.

Appointment to the board

Appointments to the Board are made by carrying out a formal and rigorous process of evaluating candidates by the Board members, selected on the skills and experience required for their particular appointment. The Bank usually uses an external executive search firm for shortlisting candidates.

Commitment

The Bank has a balanced combination of non-executive, independent non-executive and executive directors keeping in view the complexity and nature of the Bank’s operations. All directors in accordance with their terms of appointment are required to allocate sufficient time to the Bank to discharge their responsibilities effectively and efficiently.

Development

The Bank provides a detailed overview of the business to all directors on their joining of the Board. The process includes a formal presentation conducted by senior executive management covering their respective areas including but not limited to strategy and risk management, business development, credit, AML and compliance, operations, treasury and finance, information technology and cyber security. There is also continuous interaction between executive management and the Board members, which allows the new directors to gain further knowledge and insight about Bank's business.

All directors are required to complete in-house online courses, which comprehensively cover areas such as AML, information security, fraud prevention, anti-bribery and corruption, whistleblowing, complaints handling, data protection etc. In addition, directors are also receiving periodic updates related to emerging risks to keep them abreast of new challenges within financial services.

Information and support

The Chair ensures that the Board members receive accurate, timely and clear information for effective decision-making processes and applies sufficient challenge to major proposals. The Directors keep close liaison with the executive management of the Bank for a better understanding of the business operations of the Bank. Furthermore, the Board has independent access to senior management and the Board Secretary at all times.

The Board Secretary ensures timely and accurate information flows within the Board and its committees and between senior management and the NEDs. Senior management of the Bank present information related to all key areas, such as risk management, credit, compliance, operations, finance and audit to the Board through its committees.

Evaluation

Each Board member undergoes a periodic evaluation process by completing a self-assessment questionnaire, which is discussed with the Chairman of the Board. The assessment aims to assess the performance evaluation of each member by recognising strengths and addressing weaknesses.

To assess the overall performance of the Board, each member also completes a questionnaire on board effectiveness, which includes areas of strategic goals and objectives, governance, risk management, quality of information and leadership.

Re-election

In accordance with the provisions in the Articles of Association, all directors who have been appointed by the Board must stand for re-election every three years.

ACCOUNTABILITY

Board committees

To help carry out its responsibilities, the Board has also established the following committees with terms of reference setting out matters relevant to the committees' composition, responsibilities and administration.

Board Risk Committee

Membership	Carey Leonard	Chairman
	Stephen Bryans	Member
	Sheryl Lawrence	Member
	Anjum Iqbal	Member
	Rajat Garg	Member

Board Audit and Compliance Committee

Membership	Stephen Bryans	Chairman
	Carey Leonard	Member
	Sheryl Lawrence	Member
	Anjum Iqbal	Member
	Rajat Garg	Member

Board Risk Committee

Primary responsibilities are to:

- Review the overall approach of the Bank to risk, its management and reporting-line framework to ensure the effective application of the risk management framework.
- Assess and regularly review the three lines of defence model implemented by the Bank for its effectiveness.
- Provide assurance on the Bank-wide risk management framework and monitor the overall risk profile of the Bank through effective control processes.
- Annually review the Risk Appetite Statement and consider the adequacy of risk limits and returns.
- Set guidelines for maintaining risk control parameters for all types of risk across the business, including policies, control standards, underwriting standards, risk exposure limits or other control levers.
- Receive information on any material breaches of risk limits, policies or procedures and agree proposed action as soon as practically possible.
- Consider and make recommendations to the Board regarding the appointment, removal and resignation of employees with SMF responsibilities under the Senior Management Regime (SMR) with the exception of Directors.

Board Audit and Compliance Committee

An independent Audit and Compliance Committee is responsible for challenging executive management and the Bank's internal and external auditors as part of a good governance process. Primary responsibilities are:

- Review key internal control policies, processes and procedures and assess the effectiveness of those keeping in view the size, nature and complexities of Bank's operations.
- Review the effectiveness of the Bank's internal audit in the context of the Bank's overall risk management system.
- Review and assess independence of internal audit function.
- Make recommendations on the internal and external auditors' appointment, reappointment and removal.
- Review and monitor the independence of the external auditors.
- Discuss the financial statements and the quality of the underlying accounting processes with the member of management responsible for accounting and finance.
- Review and approve the non-audit services policy in respect of the external auditors.
- Review and approve accounting policies and changes therein.
- Review policies to ensure the Bank's ongoing compliance with relevant legal and regulatory requirements.
- Ensure that its recommendations to combat money laundering, terrorist financing and financial crime risks are incorporated into the Bank's ongoing procedures and monitoring infrastructure.
- Oversight of adequacy of processes put in place by the management to manage Conduct Risk
- Oversight of the adequacy of the training and competency framework required fulfilling the Bank's obligations under the SMR and the Certification Regime.
- Review and ensure the implementation and compliance of UK audit legislation in liaison with external auditors.

Board meetings

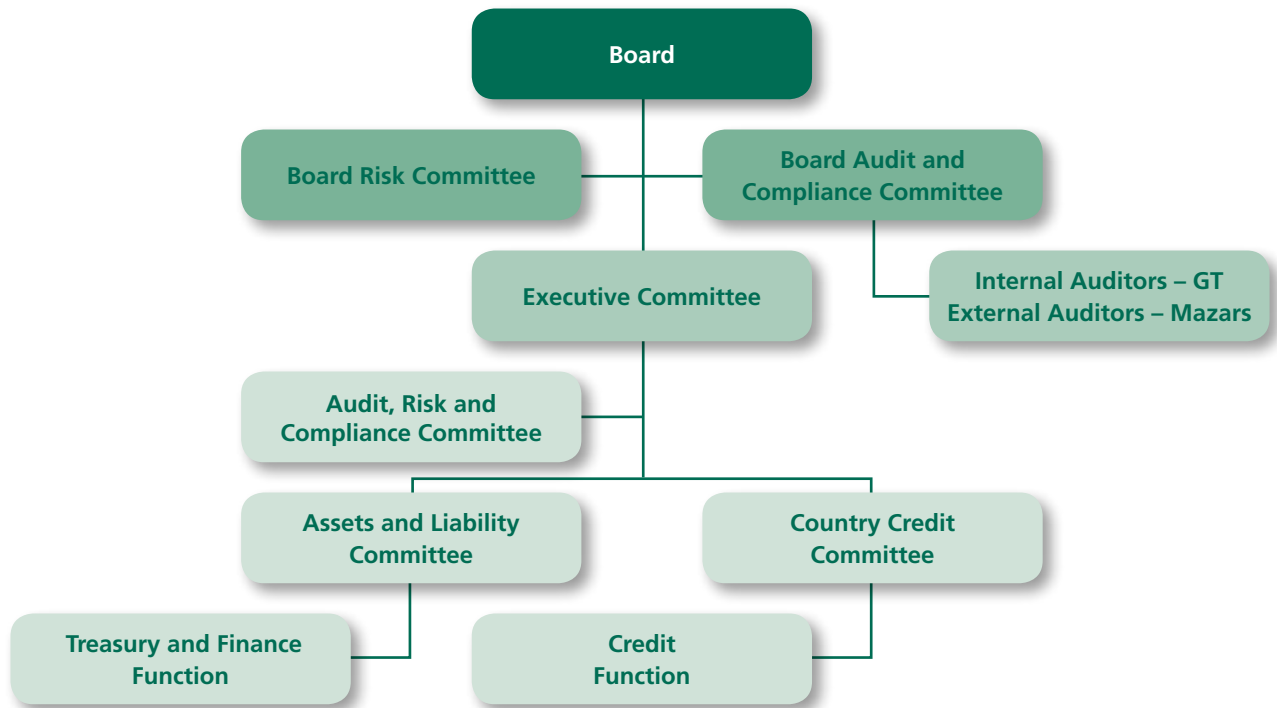
The Board meets regularly at least four times a year at quarterly intervals and holds additional meetings as and when the Board thinks appropriate. Six Board meetings were held during 2022. The agenda, together with Board papers, are sent in full to the directors not less than three business days before the intended date of the Board meeting. The Board Secretary prepared minutes of Board meetings, with details of decisions reached.

At each regular Board meeting, the executive management of the Bank made presentations to the Board on various aspects, including business performance, financial performance, corporate governance and outlook. Throughout 2022, Directors of the Bank also participated in the consideration and approval of matters of the Bank by way of written resolutions circulated to them. Supporting written materials were provided in the circulation and the Board Secretary when required gave verbal briefings.

All Directors attended the Board and its committee meetings held during the year.

Interaction with management committees

There is a formal division of responsibilities matrix, which identifies the responsibilities of the Board and those of the management through its respective committees. Management committees are responsible for oversight of various operational processes through which the strategy and objectives set by the Board are achieved. These are clearly defined and approved in terms of reference of each management committee.



The CEO and EXCO represent the principal forum for conducting the day-to-day business of the Bank. The terms of reference of EXCO are approved by the Board. Executive Committee is represented at the Board through the CEO. While retaining the ultimate responsibility for the actions taken, the CEO and EXCO at its discretion has delegated certain responsibilities to the following standing sub-committees:

- Asset and Liability Committee
- Audit Risk and Compliance Committee
- Country Credit Committee
- Operations and Technology Committee
- Human Resource Committee
- Business Development Committee



The Chairman of the respective committee presents key matters arising from each of the above committees to EXCO, which are also reported to the Board or its committees through various management information presented in Board or its committee meetings as appropriate.

Financial and business reporting

The Board has put in place appropriate checks and controls to ensure that financial and business information presented in the financial statements provides a balanced and fair assessment of the Bank's performance, business model and strategy.

Risk management and internal control

The Board reviews and approves the overall risk appetite of the Bank. The Board has established and maintained a framework for the overall sound and proper internal control and risk management processes. The Board regularly receives reports on, and reviews the effectiveness of, the risk and control processes to support the strategy and objectives.

REMUNERATION

The Board is responsible for the review and approval of the Bank's HR Policy including remuneration practices. The Board, on the recommendation of the Chief Executive Officer, approves the annual staff remuneration plan along with the total remuneration for senior executive staff.

The Bank's remuneration policy is in line with market practice and is weighted towards performance-based development. The Bank is fully cognisant of having a remuneration policy that is aligned with its long-term objectives and can provide support in the successful implementation of its business strategy. The remuneration policy has been developed while keeping in view the core values of the Bank, which has trust at its core supported by integrity, teamwork, respect, responsibility and commitment. Values are upheld continuously and embedded at all levels of the organisation.

The Bank recognises that robust performance assessment is essential for the sustained success and development of the Bank and its employees. The Bank's performance assessment creates a shared vision of the purpose and aims of the Bank and ensures that each employee understands how he or she makes their contribution.

Performance is reviewed annually against predefined measures and efforts are recognised through a combination of monetary and non-monetary benefits. The performance management framework is managed through the Bank's senior executive management.

The Bank's remuneration structure is not linked to any pre-defined business targets for front-end staff. Annual performance rewards are based on overall performance of the Bank and then of the employee based on overall achievement during the year. A key consideration given in evaluating the performance of employees is their overall conduct and compliance with relevant rules and competencies demonstrated during the year.

RELATIONS WITH SHAREHOLDERS

The Bank is a wholly owned subsidiary of Habib Bank AG Zurich ("the Parent Bank"). The Chair discusses matters relating to governance and business strategy of the Bank with the shareholders. The Chair ensures that views of shareholders are shared with the Board.

Constructive use of annual general meeting

All members of the Board are encouraged to attend the annual general meeting of the Bank to be used as an opportunity to interact and communicate with the shareholder.

Independent auditor's report

to the members of Habib Bank Zurich plc

Opinion

We have audited the financial statements of Habib Bank Zurich plc (the 'Bank') for the year ended 31 December 2022 which comprise the Income Statement, the Statement of Other Comprehensive Income, the Statement of Financial Position, the Statement of Changes in Equity, the Cash Flow Statement, and notes to the financial statements, including a summary of significant accounting policies.

The financial reporting framework that has been applied in their preparation is applicable by law and UK-adopted international accounting standards.

In our opinion, the financial statements:

- give a true and fair view of the state of the Bank's affairs as at 31 December 2022 and of the Bank's profit for the year then ended;
- have been properly prepared in accordance with UK-adopted international accounting standards; and
- have been prepared in accordance with the requirements of the Companies Act 2006.

Basis for opinion

We conducted our audit in accordance with International Standards on Auditing (UK) (ISAs (UK)) and applicable law. Our responsibilities under those standards are further described in the "Auditor's responsibilities for the audit of the financial statements" section of our report. We are independent of the Bank in accordance with the ethical requirements that are relevant to our audit of the financial statements in the UK, including the Financial Reporting Council's (FRC's) Ethical Standard, as applied to public listed entities and we have fulfilled our other ethical responsibilities in accordance with these requirements. We believe that the audit evidence we have obtained is sufficient and appropriate to provide a basis for our opinion.

Conclusions relating to going concern

In auditing the financial statements, we have concluded that the directors' use of the going concern basis of accounting in the preparation of the financial statements is appropriate.

Our audit procedures to evaluate the directors' assessment of the Bank's ability to continue to adopt the going concern basis of accounting included but were not limited to:

- Undertaking an initial assessment at the planning stage of the audit to identify events or conditions that may cast significant doubt on the Bank's ability to continue as a going concern;
- Making enquiries of the directors and senior management to understand the period of assessment considered by them, the assumptions they considered and the implication of those when assessing the Bank's future financial performance;
- Evaluating management's going concern assessment of the Bank and challenging the appropriateness of the key assumptions used in management's forecasts, and mitigating actions put in place in response to the current economic situation, including but not limited to, the inflation levels, property market values and interest rates;
- Assessing the historical accuracy of management's forecasts and budgets;
- Testing the accuracy of the model used to prepare the directors' forecasts;

Habib Bank Zurich plc

- Assessing the sufficiency of the Bank's capital and liquidity taking into consideration the most recent Internal Capital Adequacy Assessment Process and Internal Liquidity Adequacy Assessment Process, and evaluating the results of management stress testing, including consideration of principal and emerging risks on liquidity and regulatory capital;
- Reading regulatory correspondence, minutes of meetings of the Audit Committee and the Board of Directors, and considering post balance sheet events to identify events or conditions that may impact the Bank's ability to continue as a going concern;
- Considering the consistency of the management's forecasts with other areas of the financial statements and our audit; and
- Evaluating the appropriateness of the directors' disclosures in the financial statements on going concern.

Based on the work we have performed, we have not identified any material uncertainties relating to events or conditions that, individually or collectively, may cast significant doubt on the Bank's ability to continue as a going concern for a period of at least 12 months from the date when the financial statements are authorised for issue.

Our responsibilities, and the responsibilities of the directors with respect to going concern, are described in the relevant sections of this report.

Key audit matters

Key audit matters are those matters that, in our professional judgement, were of most significance in our audit of the financial statements of the current period and include the most significant assessed risks of material misstatement we identified, whether due to the fraud or not, including those which had the greatest effect on:

- the overall audit strategy;
- the allocation of resources in the audit;
- and directing the efforts of the engagement team.

These matters were addressed in the context of our audit of the financial statements as a whole, and in forming our opinion thereon, and we do not provide a separate opinion on these matters.

We summarise below the key audit matter in forming our audit opinion above, together with an overview of the principal audit procedures performed to address the matter and, where relevant, key observations arising from those procedures.

These matters, together with our findings, was communicated to those charged with governance through our Audit Completion Report.

Key Audit Matter

Impairment of loans and advances to customers at amortised cost Expected Credit Loss ('ECL') provision amounts to £5.11 million (2021 – £4.45 million), refer to note 16 and the related credit impairment (charge)/ reversal on loans and advances to customers amounting to £0.71 million (2021 – £0.48 million reversal).

Refer to Note 5.3.1 Use of estimates and judgements on pages 60-61, Note 5.3.2 Assumptions and estimation uncertainties on page 61, Note 5.5.3 – Impairment of financial assets' significant accounting policy on pages 63-69, Notes 16 and 16.1 Loans and advances to customers at amortised cost on page 79 and Note 11 credit impairment (charges)/reversal of the financial statements on IFRS 9 ECL on page 73.

Credit risk is an inherently judgemental area due to the use of subjective assumptions and a high degree of estimation. IFRS 9 requires the Bank to recognise expected credit losses ("ECL") on financial instruments which involve significant judgement and estimates.

The most significant areas where we identified greater levels of management judgement are:

- Key assumptions in the model including probability of default ("PD") and loss given default ("LGD");
- Use of macro-economic variables reflecting a range of future scenarios; and
- Completeness and valuation of management overlays.

The effect of these matters is that, as part of our risk assessment, we determined that the provision for impairment on loans and advances has a high degree of estimation uncertainty, with a potential range of reasonable outcomes greater than our materiality for the financial statements as a whole.

How our scope addressed this matter

Our audit procedures included, but were not limited to:

- Obtaining an understanding of the ECL process and assessed the design and implementation, and tested the operating effectiveness of key controls related to this process;
- Challenging the appropriateness of the Bank's IFRS 9 impairment methodology, including testing and challenging the reasonableness of the assumptions, assessing the appropriateness of the model's design and independently recalculating PD and LGD for a selection of loans. We have engaged our in-house credit risk specialist in this process;
- Testing and challenging the appropriateness of the Bank's macro-economic variables, economic scenarios used and the probability weightings applied. We involved our in house economist in this process;
- Assessing the appropriateness and reasonableness of the post model adjustments and whether the management overlays were indicative of management bias;
- Performing a stand back assessment of the resulting allowance for credit losses to assess its appropriateness and reasonableness. In performing this procedure, we considered the credit quality of the loan portfolio and performed benchmarking across similar banks considering both staging percentages and provision coverage ratios; and
- We evaluated whether the disclosures appropriately reflect and address the uncertainty which exists when determining the expected credit losses, including the disclosures in relation to sensitivity analysis, in accordance with IFRS 9. In addition, we assessed whether the disclosure of the key judgements and assumptions made is sufficiently clear.

Our observations

Based on the audit procedures performed, we found that the allowance for credit losses as of 31 December 2022 and the approach taken in respect of ECL are consistent with the requirements of IFRS 9 and that the judgements made were reasonable.

Our application of materiality and an overview of the scope of our audit

The scope of our audit was influenced by our application of materiality. We set certain quantitative thresholds for materiality. These, together with qualitative considerations, helped us to determine the scope of our audit and the nature, timing and extent of our audit procedures on the individual financial statement line items and disclosures and in evaluating the effect of misstatements, both individually and on the financial statements as a whole. Based on our professional judgement, we determined materiality for the financial statements as a whole as follows:

Materiality

Overall materiality	£447,000 (2021: £431,000)
How we determined it	0.5% of net assets (2021: 0.5% of net assets)
Rationale for benchmark applied	We believe that the benchmark of net assets as a key focus of users of the financial statements, who, in the current environment, may be more focused on balance sheet strength as determined by regulatory capital in which net assets is a good proxy. We have therefore used equity given its importance to the Bank's solvency and regulatory capital resources.
Performance materiality	<p>Performance materiality is set to reduce to an appropriately low level the probability that the aggregate of uncorrected and undetected misstatements in the financial statements exceeds materiality for the financial statements as a whole.</p> <p>We set performance materiality at £313,000 (2021: £280,000) which represents 70% (2021: 65%) of overall materiality.</p> <p>We considered several factors in determining performance materiality, including:</p> <p>We considered several factors in determining performance materiality, including:</p> <ul style="list-style-type: none"> • The level and nature of uncorrected and corrected misstatements in the prior year; and • The robustness of the control environment in the current year.
Reporting threshold	We agreed with the directors that we would report to them misstatements identified during our audit above £13,000 (2021: £13,000) as well as misstatements below that amount that, in our view, warranted reporting for qualitative reasons.

As part of designing our audit, we assessed the risk of material misstatement in the financial statements, whether due to fraud or error, and then designed and performed audit procedures responsive to those risks. In particular, we looked at where the directors made subjective judgements, such as assumptions on significant accounting estimates.

We tailored the scope of our audit to ensure that we performed sufficient work to be able to give an opinion on the financial statements as a whole. We used the outputs of our risk assessment, our understanding of the Bank, its environment, controls, and critical business processes, to consider qualitative factors to ensure that we obtained sufficient coverage across all financial statement line items.

Other information

The other information comprises the information included in the Annual Report and Financial Statements other than the financial statements and our auditor's report thereon. The directors are responsible for the other information. Our opinion on the financial statements does not cover the other information and, except to the extent otherwise explicitly stated in our report, we do not express any form of assurance conclusion thereon.

Our responsibility is to read the other information and, in doing so, consider whether the other information is materially inconsistent with the financial statements or our knowledge obtained in the course of audit or otherwise appears to be materially misstated. If we identify such material inconsistencies or apparent material misstatements, we are required to determine whether this gives rise to a material misstatement in the financial statements themselves. If, based on the work we have performed, we conclude that there is a material misstatement of this other information, we are required to report that fact.

We have nothing to report in this regard.

Opinions on other matters prescribed by the Companies Act 2006

In our opinion, based on the work undertaken in the course of the audit:

- the information given in the strategic report and the directors' report for the financial year for which the financial statements are prepared is consistent with the financial statements; and
- the strategic report and the directors' report have been prepared in accordance with applicable legal requirements.

Matters on which we are required to report by exception

In light of the knowledge and understanding of the Bank and its environment obtained in the course of the audit, we have not identified material misstatements in the strategic report or the directors' report.

We have nothing to report in respect of the following matters in relation to which the Companies Act 2006 requires us to report to you if, in our opinion:

- adequate accounting records have not been kept by the Bank, or returns adequate for our audit have not been received from branches not visited by us; or
- the Bank's financial statements are not in agreement with the accounting records and returns; or
- certain disclosures of directors' remuneration specified by law are not made; or
- we have not received all the information and explanations we require for our audit.

Responsibilities of Directors

As explained more fully in the directors' responsibilities statement set out on page 31, the directors are responsible for the preparation of the financial statements and for being satisfied that they give a true and fair view, and for such internal control as the directors determine is necessary to enable the preparation of financial statements that are free from material misstatement, whether due to fraud or error.

Habib Bank Zurich plc

In preparing the financial statements, the directors are responsible for assessing the Bank's ability to continue as a going concern, disclosing, as applicable, matters related to going concern and using the going concern basis of accounting unless the directors either intend to liquidate the Bank or to cease operations, or have no realistic alternative but to do so.

Auditor's responsibilities for the audit of the financial statements

Our objectives are to obtain reasonable assurance about whether the financial statements as a whole, are free from material misstatement, whether due to fraud or error, and to issue an auditor's report that includes our opinion. Reasonable assurance is a high level of assurance but is not a guarantee that an audit conducted in accordance with ISAs (UK) will always detect a material misstatement when it exists. Misstatements can arise from fraud or error and are considered material if, individually or in the aggregate, they could reasonably be expected to influence the economic decisions of users taken on the basis of the financial statements.

The extent to which our procedures are capable of detecting irregularities, including fraud is detailed below.

Irregularities, including fraud, are instances of non-compliance with laws and regulations. We design procedures in line with our responsibilities, outlined above, to detect material misstatements in respect of irregularities, including fraud.

Based on our understanding of the Bank and its industry, we considered that non-compliance with the following laws and regulations might have a material effect on the financial statements: regulatory and supervisory requirements of the Prudential Regulation Authority (PRA) and of the Financial Conduct Authority (FCA) and financial crime regulations.

To help us identify instances of non-compliance with these laws and regulations, and in identifying and assessing the risks of material misstatement in respect to non-compliance, our procedures included, but were not limited to:

- Gaining an understanding of the legal and regulatory framework applicable to the Bank, the industry in which it operates and considering the risk of acts by the Bank, which were contrary to the applicable laws and regulations, including fraud;
- Enquiring of the directors, management and, where appropriate, those charged with governance, as to whether the Bank is in compliance with laws and regulations, and discussing their policies and procedures regarding compliance with laws and regulations;
- Inspecting correspondence with the PRA and FCA and holding discussions with the PRA;
- Reviewing minutes of meetings of the Board of Directors and the Audit Committee held during the year; and
- Discussing amongst the engagement team the laws and regulations listed above and remaining alert to any indications of non-compliance.

We also considered those laws and regulations that have a direct effect on the preparation of the financial statements, such as UK tax legislation and the Companies Act 2006.

In addition, we evaluated the directors' and management's incentives and opportunities for fraudulent manipulation of the financial statements, including the risk of management override of controls, and determined that the principal risks related to posting manual journal entries to manipulate financial performance, management bias through judgements and assumptions in significant accounting estimates and significant one-off transactions.

Our procedures in relation to fraud included but were not limited to:

- Making enquiries of the directors and management on whether they had knowledge of any actual, suspected or alleged fraud;
- Gaining an understanding of the internal controls established to mitigate risks related to fraud;
- Discussing amongst the engagement team the risks of fraud; and
- Addressing the risks of fraud through management override of controls by performing journal entry testing on a sample basis.

The primary responsibility for the prevention and detection of irregularities, including fraud, rests with both those charged with governance and management. As with any audit, there remained a risk of non-detection of irregularities, as these may involve collusion, forgery, intentional omissions, misrepresentations or the override of internal controls.

The risks of material misstatement that had the greatest effect on our audit are discussed in the “Key audit matters” section of this report.

A further description of our responsibilities is available on the FRC’s website at www.frc.org.uk/auditorsresponsibilities. This description forms part of our auditor’s report.

Other matters which we are required to address

Following the recommendation of the Audit Committee, we were appointed by the Board of Directors on 29 January 2021 to audit the financial statements for the year ended 31 December 2020 and subsequent financial periods. The period of total uninterrupted engagement is three years, covering the years ended 31 December 2020 to 31 December 2022.

The non-audit services prohibited by the FRC’s Ethical Standard were not provided to the Bank and we remain independent of the Bank in conducting our audit.

Our audit opinion is consistent with the additional report to the Audit Committee.

Use of the audit report

This report is made solely to the Bank’s members as a body in accordance with Chapter 3 of Part 16 of the Companies Act 2006. Our audit work has been undertaken so that we might state to the Bank’s members those matters we are required to state to them in an auditor’s report and for no other purpose. To the fullest extent permitted by law, we do not accept or assume responsibility to anyone other than the Bank and the Bank’s members as a body for our audit work, for this report, or for the opinions we have formed.



David Allen (Senior Statutory Auditor)
for and on behalf of Mazars LLP
Chartered Accountants and Statutory Auditor
30 Old Bailey, London, EC4M 7AU
6th April 2023

Income statement

For the year ended 31 December 2022

	Notes	2022 (£ 000')	2021 (£ 000')
Interest income		32,352	21,888
Interest expense		(8,441)	(4,133)
Net interest income	6	23,911	17,755
Fee and commission income		2,296	2,325
Fee and commission expense		(533)	(434)
Net fee and commission income	7	1,763	1,891
Net foreign exchange income		597	484
Fair value loss on derivative financial instruments		(38)	(210)
(Loss) / gain on sale of financial investments		(92)	114
Other (costs) / income	8	(2)	10
Net other income		465	398
Staff costs	9	(11,214)	(10,151)
Depreciation	19	(1,119)	(933)
Administrative and general expenses	10	(6,743)	(5,179)
Operating expenses		(19,076)	(16,263)
Operating profit before credit impairment losses		7,063	3,781
Credit impairment reversals / (charges)	11 & 31.15	(684)	68
Profit before tax		6,379	3,849
Tax credit / (charge)	12	(679)	626
Profit after tax		5,700	4,475

Profit for the year arises from continuing operations.

The accompanying notes on pages 58 to 119 form an integral part of the financial statements.

These financial statements were approved by the Board of Directors and authorised for issue on 6 April 2023.



London Eye, London

Statement of Other Comprehensive Income

For the year ended 31 December 2022

	Notes	2022 (£ 000')	2021 (£ 000')
Profit after tax		5,700	4,475
Items that may be reclassified subsequently to the income statement:			
<u>Fair value through other comprehensive income reserve</u>			
– Net (losses) / gains from changes in fair value	27	(1,210)	(486)
– Reversal due to sale of investment		92	(20)
– Deferred tax	27	212	96
		(906)	(410)
Net (reversals) / losses transferred to income statement due to impairment		(13)	(44)
Other comprehensive income for the year net of tax		(919)	(454)
Total comprehensive income for the year		4,781	4,021
Total comprehensive income for the year attributable to equity holders		4,781	4,021

Profit for the year arises from continuing operations.

The accompanying notes on pages 58 to 119 form an integral part of the financial statements.

Statement of Financial Position

As at 31 December 2022

	Notes	2022 (£ 000')	2021 (£ 000')
Assets			
Cash in hand and with central bank	14	96,506	88,689
Due from banks	15	157,240	101,317
Loans and advances to customers at amortised cost	16	601,062	514,061
Financial investments	17	144,352	175,654
Derivative assets held for risk management	18	192	304
Property and equipment	19	15,369	7,498
Other assets	20	1,496	1,845
Advanced tax	24	422	203
Deferred tax assets	13	2,399	2,506
Total assets		1,019,038	892,077
Liabilities and Equity			
Liabilities			
Due to banks at amortised cost	21	129,266	107,147
Due to customers at amortised cost	22	769,556	672,008
Derivative liabilities held for risk management	18	229	514
Accruals, deferred income and other liabilities	23	9,860	5,540
Current tax liabilities	24	346	573
Subordinated liabilities	25	20,273	20,092
Total liabilities		929,530	805,874
Equity			
Called up share capital	26	70,000	70,000
Retained earnings		20,525	16,301
Fair value through other comprehensive income reserve	27	(1,017)	(98)
Total equity		89,508	86,203
Total liabilities and equity		1,019,038	892,077

Signed on behalf of the Board of Directors




Chairman: Muhammad H. Habib

The company registration number is 08864609

The accompanying notes on pages 58 to 119 form an integral part of the financial statements.

These financial statements were approved by the Board of Directors and authorised for issue on 6 April 2023.



Director: Satyajee Roy

Statement of Changes in Equity

For the year ended 31 December 2022

	Called up share capital (£ 000')	Fair value through other comprehensive income reserve (£ 000')	Retained earnings (£ 000')	Total (£ 000')
Balance as at 1 January 2022	70,000	(98)	16,301	86,203
<i>Transactions with owners in their capacity as owners</i>				
Dividend paid during the year	-	-	(1,476)	(1,476)
Profit after tax			5,700	5,700
Fair value through other comprehensive income (net losses during the year)		(1,210)		(1,026)
FV reversal due to sale of investment		92		(92)
Deferred tax		212		212
		(906)		(906)
Net reversals transferred due to impairment		(13)		(13)
Balance as at 31 December 2022	70,000	(1,017)	20,525	89,508

	Called up share capital (£ 000')	Fair value through other comprehensive income reserve (£ 000')	Retained earnings (£ 000')	Total (£ 000')
Balance as at 1 January 2021	60,000	356	11,826	72,182
<i>Transactions with owners in their capacity as owners</i>				
Capital issued during the year	10,000	-	-	10,000
Profit after tax			4,475	4,475
Fair value through other comprehensive income (net losses during the year)		(486)		(486)
FV reversal due to sale of investment		(20)		(20)
Deferred tax		96		96
		(410)		(410)
Net reversals transferred due to impairment		(44)		(44)
Balance as at 31 December 2021	70,000	(98)	16,301	86,203

The accompanying notes on pages 58 to 119 form an integral part of the financial statements.

Cash Flow Statement

For the year ended 31 December 2022

	Notes	2022 (£ 000')	2021 (£ 000')
Cash flows from operating activities			
Profit before tax		6,379	3,849
Adjusted for:			
– (Reversals) / impairment losses on loans and advances at amortised cost	11	684	(68)
– Loss / (gain) on sale of financial assets at fair value through other comprehensive income		92	(114)
– Depreciation	19	1,119	933
– Loss / (gain) on sale of property and equipment		-	(1)
		8,274	4,599
Net (increase) / decrease in operating assets			
Loans and advances to banks at amortised cost		(55,923)	11,053
Loans and advances to customers at amortised cost		(87,685)	(58,584)
Derivative financial instruments for risk management		112	312
Other assets		1,128	(966)
Net changes in operating liabilities			
Due to banks at amortised cost		22,119	67,056
Due to customers at amortised cost		97,548	48,364
Derivative financial instruments for risk management		(285)	156
Accruals, deferred income and other liabilities		4,453	351
Tax paid		(824)	(306)
		(11,083)	72,035
Cash flows from investing activities			
Purchase of property and equipment		(8,990)	(652)
Proceeds on sale of property and equipment		-	1
Purchase of financial investments		(19,234)	(114,123)
Proceeds on sale of financial investments		49,525	42,421
		21,301	(72,353)
Cash flows from financing activities			
Capital issuance		-	10,000
Dividend Paid		(1,476)	-
Leases paid		(434)	(432)
Interest paid / (changes) in subordinated liabilities		(491)	29
		(2,401)	9,597
		7,817	9,279
Cash and cash equivalents at the beginning of the year		88,689	79,410
Cash and cash equivalents at the end of the year		96,506	88,689

The accompanying notes on pages 58 to 119 form an integral part of the financial statements.

Notes to the Financial Statements

For the year ended 31 December 2022

1. The company and its operation

Habib Bank Zurich plc (“the Bank or HBZ UK”) was incorporated in the United Kingdom on 28 January 2014 as a public limited company. The Bank is a wholly owned subsidiary of Habib Bank AG Zurich, Weinbergstrasse 59, PO Box 225, 8042 Zurich, Switzerland (“The Group”). The Group’s financial statements are available at www.habibbank.com.

2. Basis of preparation

The financial statements have been prepared in accordance with UK-adopted International Accounting Standards (IAS) which is applicable to companies reporting under International Financial Reporting Standards (IFRS) and the Companies Act 2006 as set out in the relevant notes, based on historical cost convention modified to include the fair valuation of financial instruments to the extent required or permitted.

The functional currency of the Bank is Pound Sterling, which is also the presentational currency of these financial statements.

3. Basis of measurement

The financial statements have been prepared on a historical cost basis, except for the following material items:

Items	Measurement basis
Financial assets at FVOCI	Fair value
Derivative financial instruments	Fair value

4. Going concern

As detailed in the Directors’ Report, the Directors believe that it remains appropriate to prepare the financial statements on a going concern basis for the foreseeable future being a minimum period of 12 months from the reporting date. In making this assessment, the Directors have considered a wide range of information relating to present and future conditions, including the current state of the Bank’s financial position, future projections of profitability, cash flows and capital and liquidity resources and the longer-term strategy of the business.

The Bank’s capital and liquidity plans have been stress tested against severe but plausible downside scenarios used in the assessment of the ICAAP and ILAAP reviewed and approved by the Board of Directors. The Board has also taken into consideration the adequacy of capital requirement to support the business growth in make such assessment. The Board concluded that both capital and liquidity remained within present regulatory requirements over the going concern period.

The Directors’ assessment to continue to adopt the going concern basis include risk assessments performed to identify factors impacting the business operations and financial resilience demonstrated by the Bank. The assessment includes impact of increase in interest rates on the performance of Bank’s credit portfolio and adequacy of credit impairment provision held by the Bank.

There are no material uncertainties identified that may pose any doubt on the Bank’s ability to continue as a going concern for the foreseeable future being a minimum period of 12 months from the date these financial statements have been approved by the Board.

5. Accounting Policies

5.1 Compliance with international Financial Standards

The financial statements have been prepared in accordance with UK-adopted International Accounting Standards (IAS) which is applicable to companies reporting under International Financial Reporting Standards (IFRS) and the Companies Act 2006.

5.2 New standards and amendments to existing standards

The accounting policies adopted have been consistently applied. Future accounting developments: The following accounting standards have been issued by the IASB but are not yet effective:

IFRS 17 – Insurance contracts

In May 2017, the IASB issued IFRS 17 Insurance Contracts, a comprehensive new accounting standard for insurance contracts covering recognition and measurement, presentation and disclosure. IFRS 17 will replace IFRS 4 Insurance Contracts that was issued in 2005. In June 2020, the IASB published amendments to IFRS 17, to include scope exclusion for certain credit card contracts and similar contracts that provide insurance coverage, the optional scope exclusion for loan contracts that transfer significant insurance risk, and the clarification that only financial guarantees issued are in scope of IFRS 9.

IFRS 17 applies to all types of insurance contracts (i.e. life, non-life, direct insurance and reinsurance), regardless of the type of entities that issue them, as well as to certain guarantees and financial instruments with discretionary participation features. A few scope exceptions will apply.

Classification of Liabilities as Current or Non-current (Amendments to IAS 1)

In January 2020 the IASB issued amendments to IAS 1 to clarify the presentation of liabilities in the balance sheet.

The amendments clarify that a liability should be classified as non-current only if the entity has the right to defer settlement of the liability for at least 12 months after the reporting period, and that (i) the right to defer settlement must exist at the end of the reporting period and (ii) management's intentions or expectations about whether it will exercise its right to defer settlement does not affect the classification. Further clarifications include how lending conditions affect classification and classification of liabilities the entity will or may settle by issuing its own equity instruments.

In October 2022, the IASB also issued further amendments to IAS 1 to improve the information an entity provides when its right to defer settlement of a liability for at least twelve months is subject to compliance with covenants, and to respond to stakeholders' concerns about the classification of such a liability as current or non-current.

Disclosure of Accounting Policies – Amendments to IAS 1 and IFRS Practice Statement 2 In February 2021 the IASB issued amendments to IAS 1 that require entities to disclose their material accounting policies rather than their significant accounting policies. The amendments to IFRS Practice Statement 2 provide guidance on the concept of materiality and its application to accounting policy information.

Under the amendments, accounting policy information is material if, when considered together with other information included in an entity's financial statements, it can reasonably be expected to influence decisions that the primary users of general-purpose financial statements make on the basis of those financial statements.

Definition of Accounting Estimate – Amendments to IAS 8

In February 2021 the IASB issued amendments to IAS 8 that replace the definition of a change in accounting estimates with a definition of accounting estimates.

Under the new definition, accounting estimates are clarified as monetary amounts in financial statements that are subject to measurement uncertainty. Where an entity's accounting policy requires an item to be measured at monetary amounts that cannot be observed directly, it should develop an accounting estimate to achieve this objective.

The Bank does not expect that the adoption of the Standards listed above will have a material impact on the financial statements of Habib Bank Zurich plc in future periods, The effective date of these amendments is 1 January 2023 (except for classification of liabilities as current or non-current for which it is 1 January 2024).

5.3 Basis preparation and significant accounting policies

Basis of preparation

The financial statements have been prepared in accordance with UK-adopted International Accounting Standards (IAS) which is applicable to companies reporting under International Financial Reporting Standards (IFRS) and the Companies Act 2006 as set out in the relevant notes, based on historical cost convention modified to include the fair valuation of financial instruments to the extent required or permitted.

There are no new major standards or amendments applicable for 31 December 2022 year ends.

5.3.1 Use of estimates and judgements

The preparation of financial statements, in conformity with IFRS, requires the use of certain critical accounting estimates. It also requires management to exercise its judgement in the process of applying the Bank's accounting policies. Actual results may differ from these estimates.

The estimates and underlying judgements are reviewed on an ongoing basis. Revisions to accounting estimates are recognised in the period in which the estimate is revised, if the revision affects only that period, or in the period of the revision and future periods, if the revision affects both current and future periods

Estimates usually involve a subjective measurement and a range of reasonable outcomes. Estimates and assumptions predominantly relate to Estimated Credit Loss (ECL) modelling, impairment of loans and advances and the determination of useful lives and residual values for property and equipment.

Estimates and underlying assumptions are reviewed on an ongoing basis. Revisions to estimates are recognised prospectively.

- Note 31.8: establishing the criteria for determining whether credit risk on the financial asset has increased significantly since initial recognition, determining methodology for incorporating forward-looking information into measurement of ECL and selection and approval of models used to measure ECL.

The accuracy of the provision would therefore be affected by unexpected changes to these assumptions.

The table below shows the estimated ECL impact on key principal portfolios for both a positive growth (Upward scenario) and a downturn (Downward scenario) of macroeconomic variables used by the Bank in estimating the Estimated Credit Loss (Loss).

The inputs have been modelled by replacing the Baseline macroeconomic variables with the Downside and Upside movement re-calibrating the PDs and LGDs.

Impact on ECL	2022	2021
Improvement in Debt Service ratio and unemployment rate 10%	10% decrease	7% decrease
Improvement in Debt Service ratio and unemployment rate 15%	15% decrease	13% decrease
Improvement in Debt Service ratio and unemployment rate 25%	25% decrease	26% decrease
Deterioration in Debt Service ratio and unemployment rate 10%	10% increase	7% increase
Deterioration in Debt Service ratio and unemployment rate 15%	15% increase	14% increase
Deterioration in Debt Service ratio and unemployment rate 25%	25% increase	28% increase

A third macro-economic variable Debt to GDP ratio is applicable to financial institutions(FI&I) and investments, however, its financial impact has been assessed to be insignificant.

- *Tax position:* Recognition and measurement of deferred tax assets is based on business profit forecasts. Details on the recognition of deferred tax assets is provided in Note 13.
- *Fair value of derivatives and financial assets:* The Bank measures Fair Value through Other Comprehensive Income (FVOCI) at fair value using market prices and Derivative financial instruments based on observable market data. Note 30 provide the determination criteria of the fair value of financial instruments with significant unobservable inputs.

5.3.2 Assumptions and estimation uncertainties:

Information about assumptions and estimation uncertainties that have a significant risk of resulting in a material adjustment in the year ended 31 December 2022 is included in the following notes.

Impairment of financial instruments at Note 5.5.3 on Page 63 explains determining inputs into the ECL measurement model, including incorporation of forward-looking information

These estimates and assumptions are explained in the 5.5.3 notes below.

5.4 Changes in accounting policies

The Bank has consistently applied the accounting policies as set out on Note 5.5 to all periods presented in these financial statements.

5.5 Significant accounting policies

Revenue recognition

5.5.1 Interest income and expense

Interest income and expense are recognised in profit or loss using the effective interest method, the 'effective interest rate' is the rate that exactly discounts estimated future cash payments or receipts through the expected life of the financial instrument to:

- The gross carrying amount of the financial asset under stage 1 and stage 2; or
- The net amount (gross carrying amount less provisions held) under stage 3; or
- The amortised cost of the financial liability.

When calculating the effective interest rate for financial instruments other than purchased or originated credit-impaired assets, the Bank estimates the future cash flows considering all contractual terms of the financial instruments but does not consider the future credit losses.

The 'amortised cost' of a financial asset or financial liability is the amount at which the financial asset or financial liability measured on initial recognition minus the principal repayments, plus or minus the cumulative amortisation using the effective interest method of any difference between that initial amount and the maturity amount and, for financial assets, adjusted for any expected credit loss.

The 'gross carrying value of a financial asset' is the amortised cost of a financial asset before adjusting for any expected credit loss allowance.

5.5.2 Fee and commission income

The Bank provided banking services to personal and business customers, including account management, foreign currency transactions and servicing fees.

Fee and commission income is accounted for depending on the services to which the income relates:

- Revenue from account services and servicing fees is recognised over time as the services are provided.
- Commitment fees form an integral part of the effective interest rate of a financial instrument. These are recognised as an adjustment to the effective interest rate and recorded in interest income. The Bank receives 50% of the commitment fee upfront which is recognised as income in the year it is received on the basis of being non-refundable.
- Loan termination represents fee paid by customers on early repayment of loans is recognised at the time loan is settled by the customer.
- Fees for ongoing account management are charged to the customer's account as per schedule of fee and charges. The Bank sets the rates separately for personal and business banking customers, which are reviewed annually.
- Revenue earned on the execution of a significant act is recognised in fee income when the act is completed including trade finance income;
- Transaction-based fees for interchange and foreign currency transactions are charged to the customer's account when the transaction takes place.

- Bank provides locker services to the customers, the fee of which is charged upfront on annual basis and amortised monthly.
- Other fees charged to the customer's account when the transaction takes place

5.5.3 Financial assets and liabilities

Classification and Measurement of Financial Assets and Liabilities

There are three measurement classifications under IFRS 9: amortised cost, fair value through profit and loss (FVTPL) and fair value through other comprehensive income (FVOCI). Financial assets are classified into these measurement classifications based on the business model within which they are held, and their contractual cash flow characteristics.

The business model reflects how groups of financial assets are managed to achieve a particular business objective. Financial assets can only be held at amortised cost if the instruments are held in order to collect the contractual cash flow ('hold to collect') and where those contractual cash flows are solely payments of principal and interest ('SPPI'). Financial asset debt instruments where the business model objectives are achieved by both collecting the contractual cash flows and selling the assets ('hold to collect and sell') are held at FVOCI, with unrealised gains and losses deferred within reserves until the asset is derecognised. All financial assets not classified as measured at amortised cost or FVOCI as described above are measured at FVTPL.

Financial Assets

Subsequent to initial recognition, all financial assets within the Bank are measured at

- Amortised cost
- Fair value through other comprehensive income (FVOCI), or
- Fair value through profit and loss (FVTPL)

The Bank has assessed the business models that it operates and loans to banks and customers are held within a 'hold to collect' business model. Investment debt securities are held within a 'hold to collect' portfolio. The majority of the remaining investment debt securities are held within a 'held to collect and sell' business model or trading portfolio. Where the objective of a business is to hold the assets to collect the contractual cash flows or where the objective is to hold the assets to collect contractual cash flows and sell, a further assessment has been undertaken to determine whether the cash flows of the assets are deemed to meet the SPPI criteria. Where these instruments have cash flows that meet the SPPI criteria, the instruments are measured at amortised cost (for hold to collect business models) or FVOCI (for hold to collect and sell business models). Instruments that do not meet the SPPI criteria are measured at FVTPL regardless of the business model in which they are held.

Amortised Cost

The Bank's financial assets including debt instruments are subsequently measured at amortised cost by the Bank if they meet both of the following criteria and are not designated as at FVTPL:

- 'Held to collect' business model test – The asset is held within a business model whose objective is to hold the financial asset in order to collect contractual cash flows; and
- 'SPPI' contractual cash flow characteristics test – The contractual terms of the financial asset give rise to cash flows that are solely payments of principal and interest (SPPI) on the principal amount outstanding on a specified date. Interest in this context is consideration of the time value of money and for the credit risk associated with the principal amount outstanding during a particular period of time.

Habib Bank Zurich plc

Fair value through other comprehensive income

This category of financial assets represents non-derivative financial assets classified on initial recognition because they are being held to collect contractual cash flows and for sale. FVOCI assets are measured at fair value and any changes are recognised in other comprehensive income. Interest, impairments, and foreign exchange differences on assets classified at FVOCI are recognised in the Income statement. The cumulative gain or loss that was recognised in other comprehensive income is recognised in profit or loss when an asset designated at FVOCI is derecognised.

All other financial assets (equity investments) are measured at fair value

Fair value through profit and loss

Financial assets are classified and measured at FVTPL by the Bank if the financial asset is:

- Debt instrument that does not qualify to be measured at amortised cost or FVOCI;
- An equity investment which the Bank has not irrevocably elected to classify as at FVOCI and present subsequent changes in fair value in OCI;
- A financial asset where the Bank has elected to measure the asset at FVTPL under the fair value option

Financial liabilities

All financial liabilities are measured at amortised cost, except for financial liabilities at fair value through profit or loss. Such liabilities include derivatives (other than derivatives that are financial guarantee contracts or are designated and effective hedging instruments).

Islamic financing and Investments

The Bank Islamic financing and deposits products are offered to customers under the brand name 'Sirat'. The financing products offered to customers are namely Commodity Murabaha and Diminishing Musharika.

Murabaha is a contract for the sale of goods at cost plus an agreed profit mark-up. Under the arrangement entered into between the Bank and customer, the Bank purchases a commodity and then sells it to a customer on a deferred settlement basis with an agreed mark-up. The delivery of the goods is immediate but payment may be deferred. Commodity Murabaha is a specific example of such a contract where the item being sold is a metal commodity

Musharika financing is made through a contract under which the Bank enters into an agreement to jointly purchase a property with another party on ongoing basis or for a limited time. In these particular arrangements the Bank sell its share in this partnership to the customer until they become the sole owner of the specific asset, therefore, making the product Diminishing Musharika financing. Rental income is received relating to that proportion of the property owned by the Bank at any point in time. The transaction is recognised as a financial asset upon legal completion of the property purchase and the amount receivable is recognised at an amount equal to the net investment in the transaction.

Where initial direct costs are incurred by the Bank such as legal and valuation fees and commission that are incremental and directly attributable to negotiating and arranging the transaction, these costs are included in the initial measurement of the receivable and the amount of income over the term is reduced. Rental income is recognised at a constant periodic rate of return on the Bank's net investment.

Islamic Investment securities (Sukuk) are non-derivative financial assets which are purchased for profit and intended to be held for an indefinite period of time, but may be sold in response to liquidity requirements or changes in profit rates or exchange rates. They are classified as FVOCI and are initially recognised at fair value including direct and incremental transaction costs, and subsequently measured at FVOCI. The cash flows received by the Bank are solely payments of principal and profit on the outstanding balance or sale proceeds in the event of a sale.

Gains and losses arising from changes in the fair value of investment security assets, other than foreign exchange gains and losses from monetary items, are recognised directly within a separate component of equity, until the financial assets are derecognised or impaired at which time the cumulative gain or loss previously recognised within equity is transferred to the statement of comprehensive income.

Islamic deposits

Customer Wakala deposits consist of an Islamic financing transaction, which represents an agreement whereby the customer appoints the Bank as agent to invest a certain sum of money, per specific conditions in order to achieve an expected specified return. The Bank, as agent, is obliged to return the invested amount in case of default, negligence or violation of any of the terms and conditions of the Wakala. Balances are valued based on their amortised cost.

Revenue recognition

Profit on Commodity Murabaha and Diminishing Musharika is recognised as income on a time-apportionment basis over the period of the contract, based on applying the effective profit rates to the principal amounts outstanding.

The accounting policies for Islamic financial assets and liabilities are consistent with those applied for similar financial assets and liabilities.

De-recognition of Financial assets and liabilities

The Bank derecognises a financial asset when the contractual rights to the cash flows from the financial asset expire, or it transfers the rights to receive the contractual flows in a transaction in which substantially all the risks and rewards of ownership of the financial asset are transferred or in which the Bank neither transfers nor retains substantially all of the risks and rewards of ownership and it does not retain control of the financial asset.

On derecognition of a financial asset, the difference between the carrying amount of the asset (or the carrying amount allocated to the portion of the asset derecognised) and the sum of (i) the consideration received (including new asset obtained less any liability assumed) and (ii) any cumulative gain or loss that had been recognised in OCI is recognised in profit or loss.

The Bank derecognises a financial liability when its contractual obligations are discharged or cancelled or expire.

Modification of financial assets and financial liabilities

Financial Assets

If the terms of a financial asset were modified, then the Bank would evaluate whether the cash flows of the modified assets were substantially different.

Habib Bank Zurich plc

If the cash flows were substantially different, then the contractual rights to cash flows from the original financial asset would be deemed to have expired. In this case, the original financial asset was derecognised, and a new financial asset was recognised at fair value plus any eligible transaction cost. Any fees received as part of the modification are accounted for as follows:

- Fees that are considered in determining the fair value of the new asset and fees that represent reimbursement of eligible transaction costs are included in the initial measurement of the asset; and
- Other fees are included in profit or loss as part of the gain or loss on derecognition.

If cash flows are modified when borrower is in financial difficulties, then the objective of the modification is usually to maximise recovery of the original contractual terms rather than to originate a new asset with substantially different terms. If the Bank plans to modify a financial asset in a way that would result in forgiveness of cash flows, then it first considers whether a portion of the asset should be written off before the modification takes place.

The Bank derecognises a loan to a customer, when the terms and conditions have been renegotiated to the extent that, substantially, it becomes a new loan, with the difference recognised as a derecognition gain or loss, to the extent that an impairment loss has not already been recorded. The newly recognised loans are classified as Stage 1 for ECL measurement purposes.

When assessing whether or not to derecognise a loan to a customer, amongst others, the Bank considers the following factors:

- change in currency of the loans
- introduction of equity feature
- change in counterparty
- if the modification is such that the instrument would no longer meet the SPPI criterion

If the modification does not result in cash flows that are substantially different, as set out below, the modification does not result in derecognition. Based on the change in cash flows discounted at the original EIR, the Bank records a modification gain or loss, to the extent that an impairment loss has not already been recorded.

Financial Liabilities

Financial liabilities are either classified by the Bank as:

- Financial liabilities at amortised cost, or
- Financial liabilities at FVTPL.

Financial liabilities are measured at amortised cost by the Bank unless either:

- The financial liability is held for trading and is therefore required to be measured at FVTPL, or
- The Bank elects to measure the financial liability at FVTPL (using the fair value option).

Fair value is the price that would be received to sell an asset or paid to transfer a liability in an orderly transaction between market participants at the measurement date in the principal or, in its absence, the most advantageous market to which the Bank has access at that date. The fair value of a liability reflects its non-performance risk.

When one is available, the Bank measures the fair value of an instrument using the quoted price in an active market for that instrument. A market is regarded as 'active' if transactions for the asset or liability take place with sufficient frequency and volume to provide pricing information on an ongoing basis.

If there is no quoted price in an active market, then the Bank uses valuation techniques that maximise the use of relevant observable inputs and minimise the use of unobservable inputs. The chosen valuation technique incorporates all of the factors that market participants would take into account in pricing a transaction.

Impairment of financial assets

ECL are probability-weighted estimates of credit losses.

IFRS 9 Impairment applies to financial instruments that are not measured at fair value through profit and loss (FVTPL). Financial assets falling within the scope of impairment are provided for by calculating their Expected Credit Loss (ECL). This requires considerable judgement regarding how changes in economic factors affect ECLs, which will be determined on a probability-weighted basis.

Estimated Credit Loss (ECL)

ECL is an estimate of present value of cash shortfalls over the life of the financial instrument and is computed as a product of probability of default (PD), loss given default (LGD) and exposure at default (EAD). The present value of cash shortfalls is calculated by taking into account the time value of money and forward-looking information.

Probability of default (PD)

The PD represents the expected point-in-time probability of a default over the next 12 months and remaining lifetime of the financial instrument, respectively, based on conditions existing at the balance sheet date and future economic conditions that affect credit risk.

Loss given default (LGD)

The LGD represents the expected loss conditional on default, taking into account the mitigating effect of collateral, its expected value when realized, and the time value of money.

Exposure at default (EAD)

The EAD represents the expected exposure at default, taking into account the repayment of principal and interest from the balance sheet date to the default event together with any expected drawdown of a facility.

Measurement of ECL

IFRS 9 requires an unbiased and probability weighted estimate of credit losses by evaluation of a range of possible outcomes that incorporates forecasts of future economic conditions. Measurement of ECLs at each reporting period should reflect reasonable and supportable information at the reporting date about past events, current conditions and forecasts of future economic conditions.

In determining ECL for loans and advances, the Bank has considered two macroeconomic variables, (i) debt service ratio and (ii) unemployment rate and weighted these according to their likely occurrence. The scenarios include a baseline scenario, based on the current economic environment, an upturn scenario and a downturn scenario. Scenario forecasts were weighted by the scenario's probability of occurrence in order to arrive at the probability-weighted macroeconomic impact over the 5-year forecast horizon.

Habib Bank Zurich plc

The estimation and application of this forward-looking information requires significant judgement and be subject to appropriate internal governance and scrutiny.

Loss allowance for ECL is presented in the statement of financial position as follows:

Financial assets measured at amortised cost: as a deduction from the gross carrying amount of the assets;

Loan commitments, off balance sheet items and financial guarantees: generally, as a provision;

Where a financial instrument includes both a drawn and an undrawn component / off balance sheet item, and the Bank cannot identify the ECL on the loan commitment component separately for those on the drawn components: The Bank presents a combined loss allowance for both components. The combined amount is presented as a deduction from gross carrying amount of the drawn component. Any excess of the loss allowance over the gross amount of the drawn component is presented as a provision; and

Debt instruments measured at FVOCI: no loss allowance is recognised in the statement of financial position because the carrying amount of these assets is their fair value. However, the loss allowance is disclosed and recognised in the fair value reserves.

A critical element to the implementation of IFRS 9 Impairment is determining whether there has been an increase in risk of a credit exposure since origination to classify the assets into one of three stages as set out below.

The Bank considers various factors in changing the status of a loan such as a day pass due, rating downgrade, restructure tag, or cross product defaults as strong indicators of increase in credit risk of an account. In addition, a loan that is overdue 90 days or more is considered credit impaired. Hence, staging rules have been determined based on these criteria, as explained below:

Impairment is measured as either 12 months ECL, or Lifetime ECL depending on the change in credit risk associated with the financial instrument. The approach allocates financial instruments into three stages:

Staging Criteria

Stage 1 – 12-month ECL

The Bank assesses ECLs on exposures where there has not been a significant increase in credit risk since initial recognition and that were not credit impaired upon origination.

Stage 2 – Lifetime ECL

The Bank assesses ECLs on exposures where there has been a significant increase in credit risk since initial recognition but are not credit impaired. Bank recognizes a lifetime ECL (i.e., reflecting the remaining lifetime of the financial asset).

Stage 3 – Lifetime ECL

The Bank identifies ECLs on those exposures that are assessed as credit impaired based on whether one or more events that have a negative impact on the estimated future cash flows of that asset have occurred. For exposures that have become credit impaired, a lifetime ECL is recognized as a specific provision, and interest revenue is calculated by applying the effective interest rate to the amortised cost (net of provision) rather than the gross carrying amount.

Write off

Loan and debt securities are written off (either partially or in full) where there is no reasonable expectation of recovering a financial asset in entirety or a portion thereof. This is generally the case when the Bank determines that the borrower does not have assets or source of income that could generate sufficient cash flows to repay the amounts subject to the write-off. This assessment is carried out at the individual asset level.

If the amount to be written off is greater than the accumulated loss allowance, the difference is first treated as an addition to the allowance that is then applied against the gross carrying amount. Any subsequent recoveries are credited to credit loss expense.

Recoveries of amount previously written off are included in 'impairment loss on financial instruments' in the statement of profit or loss or OCI.

Financial assets that are written off could still be subject to enforcement activities in order to comply with the Bank's procedures for recovery of amounts due.

5.5.4 Derivative financial instruments

A derivative is a financial instrument or other contract with all three of the following characteristics:

- Its value changes in response to the change in a specified interest rate, financial instrument price, commodity price, foreign exchange rate, index of prices or rates, credit rating or credit index, or other variable, provided that, in the case of a non-financial variable, it is not specific to a party to the contract (i.e., the 'underlying').
- It requires no initial net investment or an initial net investment that is smaller than would be required for other types of contracts expected to have a similar response to changes in market factors.
- It is settled at a future date.

All derivative instruments are held at fair value through profit or loss. Derivatives are classified as assets when their fair value is positive or as liabilities when their fair value is negative. Derivative assets and liabilities arising from different transactions are only offset, if they meet the offsetting criteria under IAS 32.

5.5.5 Employee benefits

Short-term employee benefits, such as salaries, paid absences and other benefits, are accounted for on an accrual basis over the period which employees have provided services in the year. Bonuses are recognised to the extent that the Bank has a present obligation to its employees that can be measured reliably. All expenses related to employee benefits are recognised in the income statement in staff costs, which is included within operating expenses.

The Bank provides a defined contribution pension scheme for its staff. For this scheme, the Bank recognizes contributions due in respect of the accounting period in the income statement. Any contributions unpaid at the balance sheet date are included as a liability.

5.5.6 Cash and cash equivalents

Cash and cash equivalents represent Cash in hand and readily available balances held with the central bank.

5.5.7 Property and equipment

Property and equipment are initially recognised at acquisition cost, including any costs directly attributable to bringing the assets to the location and condition necessary for it to be capable of operating in the manner intended by the Bank's management.

Property and equipment are subsequently measured using the cost model at cost less accumulated depreciation and impairment losses, if any. The Bank adheres to IAS 36, Impairment of Assets which, seeks to ensure that property and equipment assets are not carried at more than their recoverable amount (i.e., the higher of fair value less costs of disposal and value in use).

At the end of each reporting period, the Bank assesses whether there is any indication that a property and equipment may be impaired (i.e., its carrying amount may be higher than its recoverable amount). If there is an indication that a property and equipment may be impaired, then the asset's recoverable amount is calculated. An impairment is recognised in profit or loss as the difference between carrying value and recoverable amount.

Depreciation is provided on a straight-line basis over estimated useful lives as follows:

Freehold improvements	20 Years (2021: 25 years)
Leasehold improvements	Over the remaining period of the lease
Leased assets (ROU)	Over the remaining period of the lease
Motor vehicles	5 years
Fixtures, fixture and fittings	7 years
Computer hardware	4 years
Buildings	40 years

The assets' useful lives are reviewed, and adjusted if appropriate, at the reporting date. Gains or losses arising on the disposal of property and equipment are determined as the difference between the disposal proceeds and the carrying amount of the assets and are recognised in profit or loss within other operating income.

During 2022 the Bank carried out major renovation at its head office building situated at 42 Moorgate. The renovation works mainly covered improvement to freehold improvements in the form of replacement of entire mechanical and electrical equipment, air conditioning plant and related ancillary items including ducting and pipe works. The useful life of freehold improvements has been estimated as 20 years based on information provided by the manufacturers. Accordingly, the Bank has depreciated freehold improvements over a period of 20 years instead of 25 years. The impact of the change on 2022 results was immaterial.

5.5.8 Provisions and contingent liabilities

Provisions are recognised when it is probable that an outflow of economic benefits will be required to settle a current legal or constructive obligation as a result of past events, and a reliable estimate can be made of the amount of the obligation. Provisions are determined by discounting the expected future cash flows at a pre-tax rate that reflects current market assessments of the time value of money and the risks specific to the liability.

Provisions are measured at the estimated expenditure required to settle the present obligation, based on the most reliable evidence available at the reporting date, including the risks and uncertainties associated with the present obligation.

Contingent liabilities are possible obligations whose existence depends on the outcome of uncertain future events or those present obligations where the outflows of resources are uncertain or cannot be measured reliably. Contingent liabilities are disclosed in the financial statements unless the probability of an outflow of resources is remote.

Contingent assets are not recognised. Contingent assets are disclosed in the financial statements when an inflow of economic benefits is probable.

5.5.9 Taxes

Income tax on the profit or loss for the year comprises current tax and deferred tax. Income tax is recognised in the income statement except to the extent that it relates to items recognised directly in other comprehensive income, in which case it is recognised in other comprehensive income.

Current tax is the tax expected to be payable on the taxable profit for the year, calculated using tax rates enacted or substantively enacted by the balance sheet date, and any adjustment to tax payable in respect of previous year.

Deferred tax is recognised on temporary differences between the carrying amounts of assets and liabilities in the balance sheet and the amounts attributed to such assets and liabilities for tax purposes. Deferred tax liabilities are generally recognised for all taxable temporary differences and deferred tax assets are recognised to the extent it is probable that future taxable profits will be available against which deductible temporary differences can be utilised. Deferred tax asset is recognised based on availability of future taxable profit against which carry-forward tax losses can be used. Future profits are based on financial projections prepared based on some key assumptions, which may vary in future due to internal and external factors such as projected growth, economic outlook, interest rates.

Deferred tax is determined using tax rates and legislation enacted, or substantively enacted, by the balance sheet date and is expected to apply when the deferred tax asset is realised, or the deferred tax liability is settled.

Deferred and Current tax assets and liabilities are only offset when they arise in the same tax reporting group and where there is both the legal right and the intention to settle on a net basis or to realise the asset and settle the liability simultaneously, in each future period in which significant amounts of deferred tax liabilities or assets are expected to be settled or recovered.

5.5.10 Foreign currency translation

Transactions in foreign currencies are initially recorded at the rate of exchange ruling at the date of the transaction. Monetary assets and liabilities denominated in foreign currencies are retranslated into the functional currency at the rate of exchange ruling at the reporting date. Exchange rate differences are recognised in profit and loss.

5.5.11 Segment Reporting

The Bank undertakes commercial banking, which is carried on mainly within the United Kingdom and all other services are ancillary to commercial banking activities. The management information system and reporting to Board is also aligned to this business model.

The Bank currently manages its business activities on a centralised basis; as a result, the revenue and costs are not attributable to any one operating and geographic segment. No revenue transaction with a single external customer or counterparty amounted to 10% of total revenue for the year.

5.5.12 Accounting for leases

At inception of a contract, the Bank assesses whether a contract is, or contains, a lease. A contract is, or contains, a lease if the contract conveys the right to control the use of an identified asset for a period of time in exchange for consideration. To assess whether a contract conveys the right to control the use of an identified asset, the Group uses the definition of a lease in IFRS 16.

At commencement or on modification of a contract that contains a lease component, the Bank allocates consideration in the contract to each lease component on the basis of its relative standalone price. However, for leases of branches and office premises the Bank has elected not to separate non-lease components and accounts for the lease and non-lease components as a single lease component.

The Bank recognises a right-of-use asset and a lease liability at the lease commencement date. The right-of-use asset is initially measured at cost, which comprises the initial amount of the lease liability adjusted for any lease payments made at or before the commencement date, plus any initial direct costs incurred and an estimate of costs to dismantle and remove any improvements made to branches or office premises less any lease incentives received.

The right-of-use asset is subsequently depreciated using the straight-line method from the commencement date to the end of the lease term. In addition, the right-of-use asset is periodically reduced by impairment losses, if any, and adjusted for certain remeasurements of the lease liability.

The lease liability is initially measured at the present value of the lease payments that are not paid at the commencement date, discounted using the interest rate implicit in the lease or, if that rate cannot be readily determined, and the Bank's incremental borrowing rate. Generally, the Bank uses its incremental borrowing rate as the discount rate.

Lease payments are allocated between the liability and finance cost. The finance cost is charged to profit or loss over the lease term so as to produce a constant period rate of interest on the remaining balance of the liability. The incremental borrowing rate is used that the Bank would have to pay to borrow the funds necessary to obtain an asset of a similar value in a similar economic environment with similar terms and conditions. The rates are determined for each economic environment in which Bank operates.

The incremental borrowing rate is the discount rate that Bank determines by analysing its borrowings from various external sources and makes certain adjustments to reflect the terms of the lease and type of asset leased.

The Bank discounted lease payments using its incremental borrowing rate. The weighted average rate applied is 4.75%.

The lease liability is measured at amortised cost using the effective interest method.

Leases are recognised as a ROU asset and a corresponding liability at the date at which the leased asset is made available for use.

Short-term leases and leases of low-value assets

The Bank has elected not to recognise right-of-use assets and lease liabilities for short-term and low value leases, including lease of a rental premises. The Bank recognises the lease payments associated with these leases as an expense on a straight-line basis over the lease term.

6. Net interest income

	Notes	2022 (£ 000')	2021 (£ 000')
Interest income			
Funds held with central bank		1,216	70
Due from banks	6.1	2,024	606
Loans and advances to customers	6.2	27,419	19,917
Negative interest rate from customer deposits	6.3	11	11
Financial investments – FVOCI	6.4	770	999
Financial investments – Amortised cost		912	285
		1,682	1,284
Total interest income		32,352	21,888
Interest expense			
Due to banks	6.5	(1,687)	(397)
Due to customers	6.6	(6,048)	(3,348)
Subordinated liabilities		(672)	(343)
Finance cost on lease liability	6.7	(34)	(45)
Total interest expense		(8,441)	(4,133)
Net Interest Income		23,911	17,755

Interest income against loans and advances to customers included total of £600k (2021: £480k) relating to impaired financial assets and has been considered as part of the cash flows when assessing for individual impairment provisions.

- 6.1** This includes profit of £637k (2021: £176k) on the Islamic money market placements.
- 6.2** This includes the profit of £3,376k (2021: £1,368k) customer Islamic lending products.
- 6.3** This relates to the interest earned from Euro and Swiss Franc deposits on which negative interest rates were applied due to negative base rates.
- 6.4** This includes income on Sukuk investments £112k (2021: £135k) earned by the Bank.
- 6.5** This includes the £526k (2021: £352k) being the interest charged by Habib Bank AG Zurich (parent) against the fiduciary deposits maintained by the bank.
- 6.6** This includes the profit of £415k (2021: £21k) paid by the Bank on Islamic deposit products.
- 6.7** This represents the interest expense charged during the year on lease liabilities.

7. Net fee and commission income

	2022 (£ 000')	2021 (£ 000')
Fee and commission income		
Loan termination fee	176	61
Customer transaction fees	219	289
Trade Finance	1,296	1,370
Other fees and commission on banking and credit products	605	605
Total fee and commission income	2,296	2,325
Fee and commission expense		
Bank charges	(475)	(381)
Commission on internet deposits	(7)	(3)
Other fees and commission	(51)	(50)
Total fee and commission expense	(533)	(434)
Net fee and commission income	1,763	1,891

7.1 Disaggregation of fee and commission income

In the above table, fee and commission income with customers in the scope of IFRS 15 is disaggregated by major type of services. The higher contract liabilities-deferred income balance during the year is mainly due to booking of higher guarantees and trade finance confirmation transactions which have not matured as at the year end.

The following table provides information about contract assets and contract liabilities from contacts with customers:

	Notes	2022 (£ 000')	2021 (£ 000')
Contract Assets – Accrued income	20	96	67
Contract Liabilities – Deferred income	23	913	88

8. Other income / (expenses) – net

	Notes	2022 (£ 000')	2021 (£ 000')
Right to light	8.1	-	13
Other		(2)	(3)
Total other income		(2)	10

8.1 This represents the amount received by Bank being "right to light" compensation. A "right to light" is an easement that gives a landowner the right to receive light through defined apertures in buildings on his or her land. The Bank received the above compensation as a result of a third-party development near to its head office reducing light to the Bank's building.



Birmingham Library and Fountains, Birmingham

9. Staff costs, including Directors' emoluments

	2022 (£ 000')	2021 (£ 000')
Salaries and allowances	(9,006)	(8,217)
Social security costs	(1,594)	(1,346)
Pension costs – defined contribution plan	(614)	(588)
Total staff costs	(11,214)	(10,151)
Average number of employees (Nos)	131	137
Actual number of employees (Nos)	130	135
Directors' emoluments		
– Total emoluments of Directors – £ 000	935	822
– Total number of directors to whom retirement benefits are accruing – Nos	2	3
– Salary and benefits paid to the highest paid Director – £ 000	583	528

The emoluments of Directors disclosed above include salary and social security cost. Pension contribution (Defined Contribution Plan) included in Directors' emoluments is £45k (2021: £36k).

The Parent bank paid emoluments of other non-Executive directors' and has not recharged the Bank specifically for their services.

10. Other operating expenses

	Notes	2022 (£ 000')	2021 (£ 000')
Premises running costs		(1,967)	(1,767)
Legal and Professional charges		(869)	(463)
Auditor's remuneration	10.1	(270)	(210)
IT and communication costs		(458)	(450)
Branches operation charges		(513)	(388)
Group direct expenses		(2,434)	(1,679)
Travelling and conveyance		(84)	(148)
Marketing and advertisement		(6)	(8)
Miscellaneous		(142)	(66)
Total other operating expenses		(6,743)	(5,179)

10.1 Auditor's remuneration

	2022 (£ 000')	2021 (£ 000')
Statutory audit fee	(250)	(200)
Client Asset and Money audit fee	(20)	(10)
Total Auditor's remuneration	(270)	(210)

11. Credit impairment (charges) / reversals

	2022 (£ 000')	2021 (£ 000')
<i>Loans and advances to customers</i>		
– Charged during the year	(1,186)	(1,819)
– Reversal during the year	504	1,342
– Net charge	(682)	(477)
<i>Financial investments</i>		
– Net charge	(11)	32
<i>Due from banks</i>		
– Net reversals	9	513
Impairment (losses) / gains on financial assets	(684)	68

12. Taxation

	Notes	2022 (£ 000')	2021 (£ 000')
Corporate tax:			
Current year		(347)	(573)
Prior year		(13)	(9)
		(360)	(582)
Deferred tax:			
Current year	13	(319)	1,208
		(679)	626

12.1 Tax reconciliation

	2022 (£ 000')	2021 (£ 000')
Profit before tax	6,379	3,849
Expected tax charge, effect of	(19)% (1,212)	(19)% (731)
Permanent disallowable expenses	(25)	(4)
Brought forward losses not previously recognised	624	1,007
Effect of Tax rate change	(23)	374
Prior year adjustment – plus buffer	(43)	(20)
Total tax charge	11% (679)	(16)% 626

The corporation tax rate from 01 April 2022 to 31 March 2023 is set at 19%. The corporation tax rate will increase to 25% for the financial year beginning 1 April 2023. Prior year has been restated as per the new disclosure.

13. Deferred tax assets

Deferred taxes are calculated on temporary differences under the liability method using the tax rates expected to apply when the liability is settled, or the asset is realised.

Deferred tax assets mainly relate to carry forward losses and capital allowance. The amount of carry forward losses available as at 31 December 2022 was £11.91 million (2021: £15.17 million) on which estimated amount of deferred tax not recognised amounted to £3.2 million (2021: £ 2.9 million). The Bank only account for deferred tax on the basis of future profits for a foreseeable period not exceeding four years. The Bank is of the view that assumptions used for preparing cash flow projections beyond such period are subject to significant change.

The table below shows the deferred tax assets including the movement in the deferred tax account during the year:

2022 £ 000'	Tax losses carried forward	Temporary Difference on Depreciation	Temporary Difference on Unpaid benefits	IFRS 9 Adoption	IFRS 16 Adoption	FVOCI	Total
Opening balance as at 01 January 2021	2,306	-	-	136	38	26	2,506
Credited to income statement	730	(1,040)	25	(18)	(16)	-	(319)
Credited to OCI	-	-	-	-	-	212	212
Balance as at 31 December 2022	3,036	(1,040)	25	118	22	238	2,399

14. Cash in hand and with central bank

	Notes	2022 (£ 000')	2021 (£ 000')
Balance with central bank	14.1	95,818	88,153
Cash in hand		688	536
Total cash in hand and with central bank		96,506	88,689

14.1 This includes an amount of £3m (2021: £3m) held with the Central Bank for the cheque clearing facility system.

14.2 No ECL was calculated on above as there is immaterial credit risk involved.

15. Due from banks

	Notes	2022 (£ 000')	2021 (£ 000')
Money market placements	15.1	135,491	62,281
Cash in current accounts		7,257	18,055
Bankers' acceptances		14,122	20,440
Cash in margin accounts	15.2	380	560
		157,250	101,336
Estimated credit loss (ECL – Stage 1)		(10)	(19)
Total due from banks		157,240	101,317

15.1 This includes Islamic placements of £32.4 million (2021: 31.4 million)

15.2 This represents cash held with counterparties in accordance with collateral requirement under Credit Support Annex (CSA) agreements.

16. Loans and advances to customers at amortised cost

	Notes	2022 (£ 000')	2021 (£ 000')
Commercial loans	16.1	564,532	480,906
Overdraft		29,076	22,898
Discounted bills & trade finance loans		12,379	14,506
Other loans including staff loans		182	204
Gross loans and advances to customers		606,169	518,514
Less: Provision for impairment		(5,107)	(4,453)
Net loans and advances to customers	16.2	601,062	514,061

16.1 This includes Islamic financing of £91.2 million (2021: £52.4m).

16.2 Provision for impairment

	2022 (£ 000')	2021 (£ 000')
Balance at the beginning of the year	4,453	5,415
Impairment charged to profit and loss	1,186	1,819
Reversals during the period	(504)	(1,342)
Net impairment charged to P&L	682	477
Write off / Other	(28)	(1,439)
Total provision for impairment	5,107	4,453

17. Financial investments

	Notes	2022 (£ 000')	2021 (£ 000')
Debt Securities			
Investment securities measured at amortised cost	17.1	97,817	89,919
Investment securities measured at FVOCI	17.2	46,535	85,735
Total financial investments		144,352	175,654
Investment securities measured at amortised cost			
General government		12,473	28,206
Multilateral development banks		21,746	30,379
Financial institutions		52,414	13,688
Corporates		11,184	17,646
		97,817	89,919
Investment securities measured at FVOCI			
General government		3,715	6,764
Multilateral development banks		17,738	25,845
Financial institutions		20,242	42,454
Corporates		4,840	10,672
		46,535	85,735
Total financial investments		144,352	175,654

17.1 As at 31 December 2022 financial investments of £73 million (2021: £82.5 million) was encumbered against borrowing of £70 million from the Bank of England under TFSME scheme (2021: £79 million, which included repo financing of £9 million).

17.2 This includes investments in Sukuk of £6.7 million (2021: £7 million) held by the Bank.

18. Derivative financial instruments

The Bank transacts derivatives to manage and hedge its own risk and that of its customers.

The Bank uses derivatives for hedging purposes for an economic perspective in the management of its own asset and liability portfolios. This enables the Bank to mitigate the market risk, which would otherwise arise from structural imbalances.

Forward foreign exchange currency contracts are Over the Counter agreements to deliver, or take delivery of, a specified amount of an asset or financial instrument based on a specific rate applied against the underlying asset or financial instrument, at a specific date.

Derivatives are measured at their fair value, which is calculated as the present value of the future expected net contracted cash flows at market related rates as of the balance sheet date.

The fair values and notional amounts of derivative instruments are as follows:

	2022 (£ 000')	2021 (£ 000')
Notional amount	19,510	48,640
Fair value asset	192	304
Fair value liability	229	514

19. Property and equipment

2022 £ 000'	Land	Leasehold Premises (ROU)	Freehold and leasehold improvements	Computer and other equipment	Furniture, fixture and fittings	Motor vehicles	Total
Cost							
As at 1 January 2021	1,050	5,383	11,055	2,315	1,973	71	21,847
Additions	-	1,338	6,796	378	480	-	8,992
Disposal*	-	-	(1,859)	-	(92)	(37)	(1,988)
As at 31 December 2022	1,050	6,721	15,992	2,693	2,361	34	28,851
Accumulated Depreciation							
As at 1 January 2021	-	2,762	7,773	1,883	1,861	71	14,350
Depreciation	-	404	450	197	69	-	1,120
Disposals	-	-	(1,859)	-	(92)	(37)	(1,988)
As at 31 December 2022	0	3,166	6,364	2,080	1,838	34	13,482
Net book value as at 31 December 2022	1,050	3,555	9,628	613	523	0	15,369
Net book value as at 31 December 2021	1,050	2,621	3,282	432	112	-	7,497

Habib Bank Zurich plc

2021 £ 000'	Land	Leasehold Premises (ROU)	Freehold and leasehold improvements	Property and other equipment	Furniture, fixture and fittings	Motor vehicles	Total
Cost							
As at 1 January 2021	1,050	4,806	11,055	2,242	1,972	106	21,231
Additions	-	577	-	73	1	-	651
Disposals	-	-	-	-	-	(35)	(35)
As at 31 December 2021	1,050	5,383	11,055	2,315	1,973	71	21,847
Accumulated Depreciation							
As at 1 January 2021	-	2,386	7,420	1,730	1,810	106	13,452
Depreciation	-	376	353	153	51	-	933
Disposals	-	-	-	-	-	(35)	(35)
As at 31 December 2021	-	2,762	7,773	1,883	1,861	71	14,350
Net book value as at 31 December 2020	1,050	2,420	3,635	512	162	-	7,779

20. Other assets

	2022 (£ 000')	2021 (£ 000')
Prepayments	140	516
Receivable from Parent bank	362	379
Value added tax refundable	650	266
Customer transaction fee receivable	-	31
Accrued Income	96	67
Other	248	586
Total other assets	1,496	1,845

21. Due to banks at amortised cost

	Notes	2022 (£ 000')	2021 (£ 000')
Due to Parent bank (Habib Bank AG Zurich, Switzerland)	21.1	50,385	23,941
Due to associates (fellow subsidiaries)		6,248	4,671
Due to central bank (TFSME)	21.2	70,485	70,015
Other deposits		2,000	8,292
Margin held		-	60
Other deposits		148	168
Total due to banks		129,266	107,147

21.1 This includes fiduciary deposits £49m million (2021: £21.4) accepted by the Bank from Habib Bank AG Zurich (parent) and having maturities ranging from 3 months to 18 months.

21.2 The Bank become the member of the Bank of England's Term Funding Scheme with additional incentives for SME (TFSME) in 2020. The funding under the scheme is made available for a period up to 4 years. Interest rate on TFSME is linked to BoE Base Rate, which was 3.5% per annum at the end of 2022.

22. Due to customers at amortised cost

	Notes	2022 (£ 000')	2021 (£ 000')
Time deposits	22.1	459,290	372,738
Current and demand accounts		309,495	298,678
Call deposits		771	592
Total due to customers		769,556	672,008

22.1 Time Deposits

	2022 (£ 000')	2021 (£ 000')
Term deposits – conventional	228,472	207,721
Term deposits – Islamic (Wakala)	50,686	7,888
Term deposits – Total	279,158	215,609
Internet deposits – conventional	104,520	77,119
Internet deposits – Islamic	9,586	10,555
Term deposits – Total	114,106	87,674
Notice accounts	66,026	69,455
Total due to customers	459,290	372,738

23. Accrual, deferred income and other liabilities

	Notes	2022 (£ 000')	2021 (£ 000')
Bills payable		1,085	1,062
Lease Liability	23.1	3,702	2,774
Staff costs payable		1,266	506
Accrued expenses		1,543	518
Deferred income		913	88
Other		1,351	592
Total accrual, deferred income and other liabilities		9,860	5,540

Habib Bank Zurich plc

23.1 The Bank leases a number of branch and office premises. The leases typically run for a period of 8 years approximately, with an option to renew the lease after that date. The Bank also has short term lease of premises with contract terms of 12 months. The Bank has elected not to recognise right-of-use assets and lease liabilities for that lease.

Information about leases for which the Bank is lessee is presented below:

Right-of-use assets

Right-of-use assets relate to leased branch and office premises that are presented within property and equipment.

	2022 (£ 000')	2021 (£ 000')
Balance at 1 January	2,621	2,420
Addition	1337	577
Depreciation charge for the year	(403)	(376)
Balance at 31 December	3,555	2,621
Amount recognised in profit & loss		
Interest on lease liabilities	33	35
Expense related to short term lease	-	53
	33	88
Amount recognised in statement of cash flows		
Total cash flows for leases	434	432
	434	432

24. Current tax liabilities

	2022 (£ 000')	2021 (£ 000')
Provision for corporation tax	346	573
Total current tax liabilities	346	573

25. Subordinated liabilities

The Parent bank, Habib Bank AG Zurich, provided a subordinated loan of £20m in 2016, meeting the eligibility requirement of T-2 capital for the Bank.

The term of the loan was renewed for further five years with effect from 01 April 2021. The term of loan can be extended with the mutual consent of both lender and borrower after the expiry of the term. The loan carries interest at a rate of 6-month Sonia swap plus 150 bps per annum to be paid semi-annually.

Subordinated liabilities are measured at amortised cost using the effective interest method under IFRS 9.

Subordinated Liabilities	2022 (£ 000')	2021 (£ 000')
Opening balance	20,092	20,063
Interest accrued	672	342
Interest paid	(491)	(313)
Closing Balance	20,273	20,092

The prior year net movement (£29k) is reflected in the Cashflow statement.

26. Share capital

	2022 (£ 000')	2021 (£ 000')
Called up and fully paid		
70 million authorised and fully paid ordinary shares of £1 each (2021: 70 million ordinary shares of £1 each)	70,000	70,000

27. Fair value loss on financial assets at fair value through other Comprehensive income

	2022 (£ 000')	2021 (£ 000')
Fair value movement		
FV (loss) / gain at the beginning of the year	(137)	369
FV reversal on sale of investments (P&L)	92	(20)
FV movement during the year	(1,210)	(486)
FV loss at the end of the year	(1,255)	(137)
Deferred tax movement		
Deferred tax liability at the beginning of the year	-	(70)
Net movement during the year	-	70
	-	-
Deferred tax asset at the beginning of the year	26	-
Net movement during the year	212	26
	238	26
	(1,017)	(111)
Net losses of FVOCI transferred due to impairment		
– Transferred on initial application of IFRS 9	13	57
– FV loss during the year	(13)	(44)
	-	13
	(1,017)	(98)

28. Contingent liabilities and commitments

The Bank enters into transactions, which exposes it to tax, legal and business risks in the ordinary course of business. Provisions are made for known liabilities, which are expected to materialise. Contingent obligations and banking commitments, which the Bank has entered into on behalf of customers and for which there are corresponding obligations from customers, are not included in assets and liabilities.

	2022 (£ 000')	2021 (£ 000')
<i>Direct credit substitutes</i>		
– Guarantees	9,591	9,559
<i>Trade related contingent liabilities</i>		
– Letters of credit	56	1,201
– Acceptances	452	65
– Confirmation on export letters of credit	8,536	26,097
<i>Unused credit facilities</i>	16,181	17,994

Unused credit facilities refer to commitments to make loans and revolving credits.

Commitments generally have fixed expiry dates, or other termination clauses. Since commitments may expire without being drawn upon, the total contract amounts do not necessarily represent future cash requirements. The potential credit loss is less than the total commitments since most commitments to extend credit are contingent upon customers maintaining specific standards. The Bank monitors the term to maturity of credit commitments because longer-term commitments generally have a greater degree of credit risk than shorter-term commitments.

29. Related party disclosure

Key management personnel:

Key management personnel are those persons having authority and responsibility for planning, directing and controlling the activities of the Bank.

The key management personnel are the members of the Bank's Executive Committee together with its Directors. The table below details, on an aggregated basis, key management personnel compensation:

	2022 (£ 000')	2021 (£ 000')
Salaries and other short-term benefits	1,792	1,374
Post-employment benefits	18	88
Total staff costs	1,810	1,462
Loans outstanding – £ 000	130	137
No of persons	2	2

The loans are on secured basis and expected to be settled in cash. The loans are charged at the interest rate of 3%.

No provisions have been recognised in respect of loans given to key management personnel.

	2022 (£ 000')	2021 (£ 000')
Deposits placed – £ 000	255	131
No of persons – Nos	10	7

Details of transactions between the Bank and related parties are summarized below.

	2022 (£ 000')	2021 (£ 000')
Banking transactions:		
– Interest earned from Parent bank	100	75
– Interest and expenses paid to Parent bank *	3,062	2,385
– Transactions with parent bank and fellow subsidiaries **	1,075	6,294
Outstanding balance:		
– Due to Parent bank including subordinated loan **	70,658	44,033
– Due to fellow subsidiaries	6,248	4,671
– Due from related parties	24,040	1,622

*Interest and expenses represent interest of £526k (2021: £352k) charged on borrowings / fiduciary deposits and allocation of group expenses of £1,795k (2021: £1,679k).

The transactions arose from the ordinary course of business and on the same terms and conditions as for comparable transactions with third party counterparties.

** This includes fiduciary deposits £48.6 million (2021: £21.4 million) accepted by the Bank from Habib Bank AG Zurich (parent) and having maturities ranging from 3 months to 18 months.

The Bank's related parties include Parent bank and fellow subsidiaries.

30. Fair value of financial instruments

30.1 Fair value measurement:

Fair value is the price that would be received to sell an asset or paid to transfer a liability in an orderly transaction between market participants at the measurement date. It is a measure as at a specific date and may be significantly different from the amount, which will actually be paid or received on maturity or settlement date. Fair values of financial assets and liabilities measured at fair value are determined on the basis of their gross exposures. The carrying amount of the financial instruments is a reasonable approximation of fair values as illustrated in the table below.

30.2 Valuation of financial assets and liabilities

Assets and liabilities carried at fair value or for which fair values are disclosed has been classified into three levels based on significance and observability of inputs to determine the fair values.

Level 1 fair value measurements are those derived from unadjusted quoted prices in active markets for identical assets or liabilities. Products classified as level 1 predominantly comprise debt securities where observable prices are available in the market.

Level 2 This category comprises forward currency contracts, valued using external exchange rates.

Level 3 portfolios are those where the valuation technique includes input not based on observable data and the unobservable inputs have a significant effect on the instruments' valuation. Where the fair value cannot be reliably determined for an investment, the instrument is measured at cost.

The Bank had no level 3 financial instruments.

30.3 Financial instruments carried at fair value and basis of valuation

£ 000'	2022 Level 1	2022 Level 2	2022 Level 3	2022 Total
Financial investments				
– Fair value through other comprehensive income	46,535	-	-	46,535
Derivative financial instruments-assets	-	192	-	192
Total financial assets carried at fair value	46,535	192	-	46,727
Derivative financial instruments-liabilities	-	229	-	229
Total financial liabilities carried at fair value	-	229	-	229

£ 000'	2021 Level 1	2021 Level 2	2021 Level 3	2021 Total
Financial investments				
– Fair value through other comprehensive income	85,735	-	-	85,735
Derivative financial instruments-assets	-	304	-	304
Total financial assets carried at fair value	85,735	304	-	86,039
Derivative financial instruments-liabilities	-	514	-	514
Total financial liabilities carried at fair value	-	514	-	514

30.4 Financial instruments not measured at fair value

The following table sets out the fair value of financial instruments not measured at fair value and analyse them by the level in the fair value hierarchy into which each fair value measurement is categorised.

£ 000'	Level 1 2022	Level 2 2022	Level 3 2022	Total fair value 2022	Total carrying amount 2022
Assets					
Cash in hand and with central bank	96,506	-	-	96,506	96,506
Due from banks	-	-	157,240	157,240	157,240
Loans and advances to customers	-	-	601,062	529,463	601,062
Financial investments	94,684	-	-	94,684	97,817
Liabilities					
Due to banks	-	-	129,266	129,266	129,266
Due to customers	-	-	769,556	763,224	769,556
Subordinated liabilities	-	-	-	17,526	20,273

£ 000'	Level 1 2021	Level 2 2021	Level 3 2021	Total fair value 2021	Total carrying amount 2021
Assets					
Cash in hand and with central bank	88,689	-	-	88,689	88,689
Due from banks	-	-	101,317	101,317	101,317
Loans and advances to customers	-	-	478,422	478,422	514,061
Financial investments	89,742	-	-	89,742	89,919
Liabilities					
Due to banks	-	-	107,147	107,147	107,147
Due to customers	-	-	670,941	670,941	672,008
Subordinated liabilities	-	-	-	18,356	20,092

The fair value of cash in hand and with central bank, due from banks and due to banks approximate to their carrying amount due to their short-dated nature of less than 1-year maturity.

The fair value of loans and advances to customers, due to customers and subordinated liabilities is estimated using valuation models, such as discounted cash flow techniques. Inputs into the valuation techniques include interest rates and outstanding maturities.

The fair value of other financial instruments is estimated using valuation models, such as discounted cash flow techniques. Input into the valuation techniques includes expected lifetime credit losses, interest rates and outstanding maturities.

31. Risk management

The Bank has an overall risk management framework set out in line with its risk appetite, documented within a set of risk management policies approved by the Board. Risk appetite defines the types and amounts of risk that the Bank is willing to take in pursuit of its business strategy. This is reviewed regularly and provides qualitative statements and quantitative measures to assist with the monitoring of various risk types. This process is underpinned by disclosure of risk exposures to Board, its committees and the senior management.

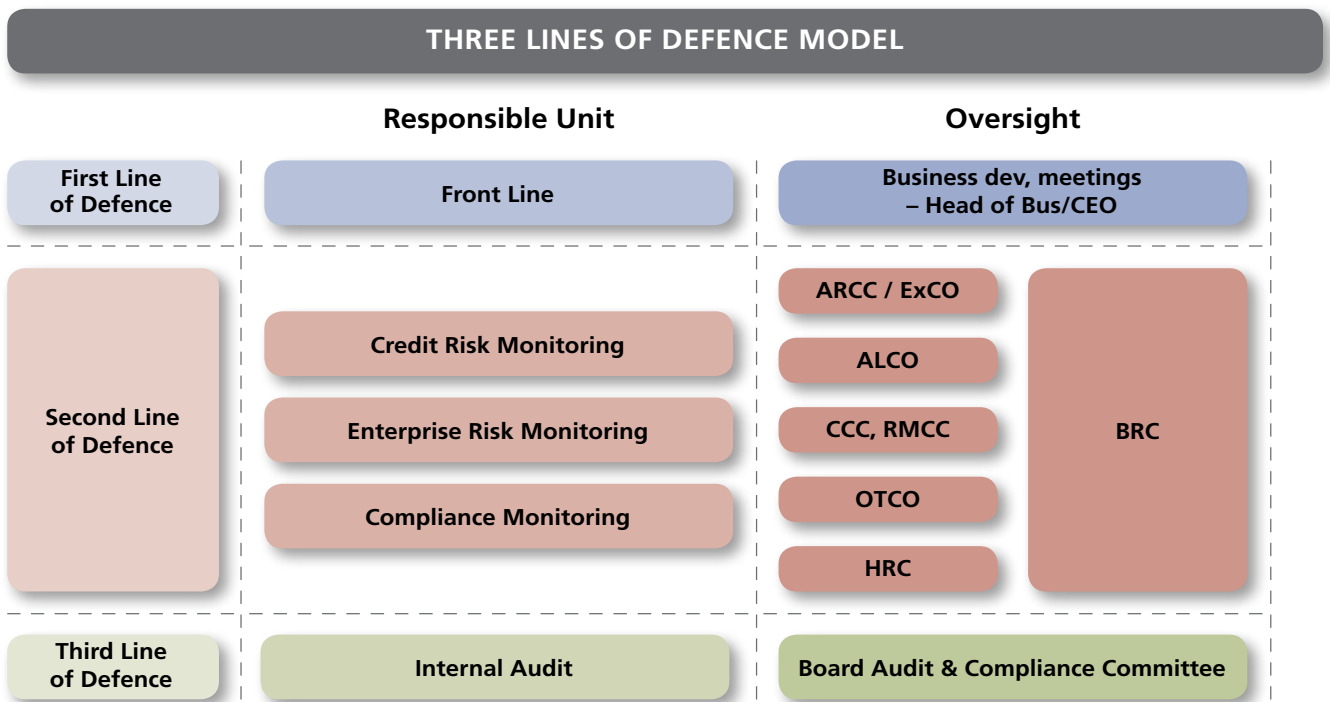
The Bank's approach to Risk Management is built on the principle of low to medium risk appetite and Investment return horizon, which is medium to long term. In order to achieve this, the Bank offers conventional products where the focus is on personalised customer service.

The Bank maintains an internal controls system, with clear responsibilities for risk management, applying governance model, which enables oversight and management of risks. These specific responsibilities include:

- Review and determine the risk appetite of the Bank;
- Identify and evaluate the principal risks to the Bank's Business model and the achievement of its strategic objectives, including risks that could threaten its capital or liquidity;
- Review of the risk management and internal control systems and satisfy itself that they are functioning effectively, and corrective action is being taken where necessary;
- Capital, liquidity and earnings are protected by the effective controlling of the risk exposures across all material risk types and businesses;
- Ensure that an appropriate risk culture is instilled in the Bank; and
- A strong ethical and risk culture is maintained so that risk awareness is embedded into all activities.

For smooth running and effective risk / threat identification and mitigation, the Bank operates on the 3 lines of Defence model. The BRC provides oversight to the overall effectiveness of enterprise risk management framework.

Three Lines of Defence Oversight Process:



31.1 Board Committees

The Board of Directors has established Committees of the Board for effective oversight of business strategy and key risks. To implement an effective governance, process the Board established “Board Risk Committee” (BRC) and “Board Audit and Compliance Committee” (BACC).

The Board Risk Committee (BRC) oversees and challenges the risk management function to ensure that governance arrangements, risk framework and systems and controls are evaluated and managed properly. BRC periodically review the risk framework to evaluate its adequacy and appropriateness under the prevailing business environment and in light of major changes in internal or external factors. It provides assurance on the Bank-wide risk framework and monitors the overall risk profile of bank through effective control processes. BRC annually review the Risk Appetite Statement and consider the adequacy of risk limits and returns.

The independent internal audit function reports into BACC and conduct reviews of all key risk areas including the risk management framework. Reports are presented to BACC and the Board.

31.2 Management responsibilities

At an operational level the Risk Management Framework is managed through a management committee structure with delegated authorities from the Board. The Executive Committee presides over the committees and is responsible for implementing the Bank’s strategic objectives and managing the business with adequate controls within the risk appetite of the Bank.

The management of the Bank through committee structure allows for Enterprise-Wide Risk Management through the consideration of different aspects and challenge at decision-making levels. Significant and relevant decisions and issues at other committees are escalated to EXCO for information and consideration as appropriate. This structure ensures that management of the Bank's operations, strategic decision-making and risk management are undertaken on a consultative basis at committee level by experienced functional and business personnel.

The ALCO is the committee responsible to review and recommend to the EXCO the capital and liquidity related matters. The EXCO reviews and further recommend the same to the BRC and Board for its consideration, review and approval.

31.3 Credit risk

Credit Risk is defined as loss of principal or a loss of a financial reward stemming from a borrower's failure to repay a loan or otherwise meet a contractual obligation resulting in financial loss to the Bank. It is also measured in terms of credit losses or provisions charged to the profit and loss account. Qualitative information also used to assess issues related to the effectiveness of the risk appetite.

The Bank manages its credit risk through documented Credit Risk Management Framework ("CRMF"), which is part of the overall Risk management framework. CRMF serves as a collection of tools, processes and methodologies that support the Bank in identifying, assessing, monitoring and controlling the credit risk.

The CRMF also provides a sound basis for more informed risk-based decision-making across the business areas. The CRMF includes the credit risk appetite, which defines the Bank's target customer segment, industries and products and risk acceptance criteria. CRMF also reflects regulatory requirements and guidelines in the UK while also referencing the overall credit risk framework and guidelines of the Group.

Through CRMF the Board ensure that the Bank has a clear and measurable statement of its credit risk appetite against which the strategy to achieve the credit related aspects of its business plan can be actively assessed. In order to measure its achievements against this goal, the Board is provided with robust, well calibrated and sufficiently granular management information so that they can provide an effective challenge to management's actions.

31.4 IFRS 9 and Gen 2 Model

The Bank adopted IFRS 9 'Financial Instruments' by implementing suitably developed models with the assistance of external consultants. The Bank relevant credit processes and impairment requirements which relates to model and data governance, credit impairment and value adjustments were tailored to align with the requirements of IFRS9. Details are explained in Notes 5.5.3 above. In this section the Bank has provided details related to governance and risk management process related to credit risk management and ECL.

The Bank has followed simple approach in designing ECL methodologies, which commensurate with its size, complexity, structure, economic significance and profile of financial exposures. The approach taken is considered proportionate in the context of the size of the Bank within the UK financial market, its relative lack of complexity as well as minimal volatility in its credit losses since the change in its lending model from 2013, which is mainly geared towards, real estate lending secured by residential and commercial income generating properties.

The Bank established principles for ongoing IFRS 9 governances to ensure effective oversight of IFRS 9 processes. IFRS 9 governance structure incorporates Credit, Risk and Finance departments as central support functions for each



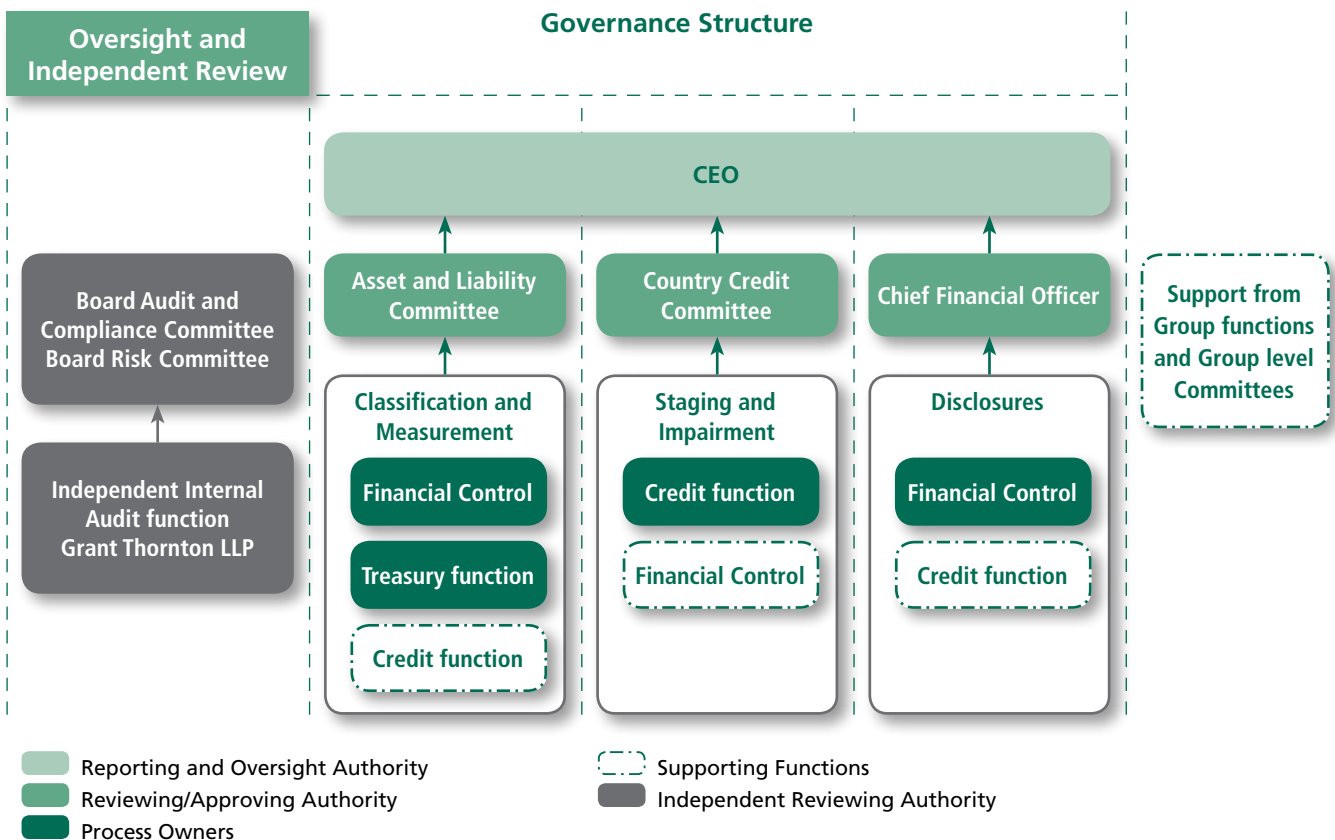
Haymarket Memorial Clock Tower, Leicester

Habib Bank Zurich plc

component of IFRS 9, defines clear process owners and reviewing functions and utilises the three lines of defence to ensure an effective framework. The Group IFRS Central Team is responsible for maintaining and updating ECL models and monitoring in consultation with the Bank’s Country Credit Committee and ALCO with final approval from the BRC.

Governance Structure outlined below are the three lines of defence for the four key IFRS 9 processes, classification and measurement, staging, impairment and disclosures:

- The process owners i.e., Credit, Financial Control and Treasury form the first line of defence
- The reviewing/approving functions i.e., Chief Executive Officer, Chief Financial Officer, Chief Risk Officer, Head of Credit, Country Credit Committee and Country Asset and Liability Committee forms the second line of defence with support from Group Central IFRS 9 Team
- The independent review functions i.e., Internal Audit, the Board Risk Committee and the Board Audit and Compliance Committee forms the third line of defence



The Bank has also put in place appropriate control to cover credit risk model governance risk. The objective was to set out the governance for the development, validation / review, deployment and maintenance of the credit risk related models. The implemented controls put in place framework for governance along the different stages of the model life cycle.

The purpose of these controls is to set out in particular the principles and requirements for effective governance of the Bank's Expected Credit Loss (ECL) models and methodologies used for estimating the respective risk components.

For the purpose calculating ECL the Bank has developed models for financial assets covering:

- Customer Lending
- Investments and Financial Institutions

31.5 Probability of Default – model methodology

The objective of the statistical model used in computing Probability of Default (PD) was to provide an unbiased forward-looking, monthly probability of default forecast based on the Bank's internal data for the purpose of ECL computation.

The model development process comprised of finalizing a default definition (including qualitative and quantitative triggers), selection of frequency of cohorts for default rate analysis, and computation of default rates for respective cohorts to obtain the Through the Cycle PD estimates, and assessing suitable Macroeconomic Variables (MEV), to obtain the forward-looking PiT PD estimates.

A brief description of the steps involved in development of the PD model along with the descriptions are detailed out as follow:

Data preparation: Historical data from 2014 to 2022 was used for the preparation of PD model. Data quality checks were performed on the available data and concluded on the mitigations.

Data consolidation: The accounts are segregated into two stages: Stage 1 and Stage 2. Accounts with days past due of less than 30 days were classified as Stage 1 and accounts which are overdue for more than 30 days and less than 90 days are classified under Stage 2.

Default rate analysis: All the performing accounts as of an observation date were considered for the default rate analysis and their performance for the next 12 months was tracked. At the end of the performance period the # of performing loans that move into default were used to compute the default rate.

Macroeconomic modes for PiT: For PiT model development, macro-economic factors were sourced from the Moody's subscription available with the Bank. Further transformations were attempted on the independent variables to extract crucial and meaningful relationships. Various combinations of the independent variables are examined, and their explanatory power was evaluated. Models passing all the checks, such as containing intuitive and significant variables, passing all regression assumptions' tests were finally selected. Using OLS regression, the default rates were converted into forward-looking estimates.

The monthly PDs for baseline, upturn, and downturn scenarios were adjusted by scenario weights to reach a single PD used in the calculation of ECL.

31.6 Loss Given Default – model methodology

LGD is defined as the amount of credit losses incurred by a financial institution in the event of default by an obligor. It determines the proportion of exposure that is likely to be lost post-default and is expressed as a percentage of EAD.

The Workout LGD approach has been used by the Bank to estimate the Loss given default. Under this approach, the loss associated with a defaulted facility is calculated by discounting the cash flows, including costs, resulting from the date of default to the end of the recovery process. The loss is then measured as a percentage of the exposure at default.

Data assessment: The dataset available for model development contains customer-level and contract-level information. The data used was from January 2014 to December 2022.

Workout LGD approach used by the Bank is outlined below:

Identification of Defaulted Customers: the default definition is consistent with the PD modelling approach and the same sample of defaulted customers used for PD modelling are used for estimating LGD of the commercial lending portfolio to ensure that the complete cycle of loss is captured, the recoveries from the first date of default was calculated.

Computation of Recoveries

- For secured customers, recoveries were either cash based, or non-cash based i.e., from sale of collaterals, whereas for the unsecured customers, recoveries are mostly cash based.
- For the process of estimating recoveries, the data was segregated between open and closed customers;
- After obtaining the outstanding monthly exposure of the defaulted customers, the recoveries were estimated as the decrease in the exposure amount between the respective months.
- An increase in the exposure amount implies that a new drawdown was made by the customer. Therefore, the recovery amount of each month is computed by subtracting the current month's principal amount from the previous month's amount. For cases in which the current month's exposure amount is higher, it is assumed that the Bank did not record any recovery in that month.

Components of Workout LGD: Four main components used for computing the workout loss included discount rate, cost of recovery, cured accounts and the recovery threshold/recovery period.

After computing the four main components of a workout loss, all the cashflows associated with the defaulted facility from the date of default to the end of the recovery process were computed. The LGD % was computed as follows:

$$LGD\% = \frac{\sum \text{Exposure At Default} - \sum \text{Present Value of Recovery}}{\text{Exposure At Default}}$$

$$\text{Cure Adjusted LGD}\% = LGD\% \times \left(1 - \frac{\text{Number of Cured Accounts}}{\text{Total Number of Accounts}} \right)$$

Exposure at Default

For amortizing facilities, cash flows are used to determine the principal outstanding as of a given reporting date, while for non-amortizing facilities, such as bonds where only coupon payments are made periodically (with the principal falling due on the bond's maturity date), the principal outstanding will remain unchanged on each reporting date.

Since the Bank has a low amortising portfolio 100% EAD as on the reporting date is representative of the expected exposure at default.

31.7 Determining whether credit risk has increased significantly (significant increase in credit risk – SICR)

The Bank assesses whether credit risk has increased significantly since initial recognition at each reporting date. Determining whether an increase in credit risk is significant depends on the characteristics of the financial instrument and the borrower, and the geographical region. What is considered significant differs for different types of lending, in particular between wholesale and retail. As a general indicator, credit risk of a particular exposure is deemed to have increased significantly since initial recognition when triggered on the Bank's quantitative modelling.

The credit risk may also be deemed to have increased significantly since initial recognition based on qualitative factors linked to the Bank's credit risk management processes that may not otherwise be fully reflected in its quantitative analysis on a timely basis. This will be the case for exposures that meet certain heightened risk criteria, such as placement on an early warning indicator or watch list. Such qualitative factors are based on its expert judgment and relevant historical experiences.

The Bank monitors the effectiveness of the criteria used to identify significant increases in credit risk by regular reviews to confirm that:

- the criteria are capable of identifying significant increases in credit risk before an exposure is in default;
- the criteria do not align with the point in time when an asset becomes 30 days past due;
- the average time between the identification of a significant increase in credit risk and default appears reasonable;
- exposures are not generally transferred directly from 12-month ECL measurement to credit-impaired; and
- there is no unwarranted volatility in loss allowance from transfers between 12-month PD (Stage 1) and lifetime PD (Stage 2).

As a backstop, the Bank considers that a significant increase in credit risk occurs no later than when an asset is more than 30 days past due. Days past due are determined by counting the number of days since the earliest elapsed due date in respect of which full payment has not been received. Due dates are determined without considering any grace period that might be available to the borrower.

31.8 Curing policy

If there is evidence that there is no longer a significant increase in credit risk relative to initial recognition, then the loss allowance on an instrument return to being measured as 12-month ECL. Some qualitative indicators of an increase in credit risk, such as delinquency or forbearance, may be indicative of an increased risk of default that persists after the indicator itself has ceased to exist. In these cases, the Bank determines a probation period during which the financial asset is required to demonstrate good behaviour to provide evidence that its credit risk has declined sufficiently.

Habib Bank Zurich plc

Under IFRS 9, exposures transferred into Stage 2 and Stage 3 are deemed to be significantly riskier than those falling within Stage 1. Hence the Bank seeks objective evidence of an improvement in customer credit worthiness prior to relegating a Stage 2 or Stage 3 account back to Stage 1.

The Bank follows a six-month time period for movements from Stage 3 to Stage 2 and six-month time period for movement from Stage 2 to Stage 1, implying that once the triggers for movement to Stage 2 or Stage 3 cease to exist, the exposure would still remain in Stage 2/Stage 3 for the duration of the cool-off period. Once the cool-off period is over, the exposure may be transferred out of Stage 2/Stage 3. The Bank may choose to adopt a stricter cool off period in line with updates to its credit policy.

Movement	Time Period
Stage 2 to Stage 1	6 months
Stage 3 to Stage 2	6 months

31.9 Definition of default

The classification is consistent with the 90 DPD definition of default adopted by the Bank for the portfolio and the 30 & 90 DPD rebuttable presumptions provided under IFRS 9 for classification of financial instruments into Stage 2 and Stage 3.

In order to maintain a default definition consistent with both regulatory guidelines and the Bank's business practices for management of credit risk, an exposure has been considered non-performing if:

- The account is 90 or more days overdue on contractual payments; or
- Based on observed payment delays or early warning indicators detected as a result of the Country Credit function's portfolio monitoring activities, the account has been tagged as Default. The management taken such decision when the borrower is unlikely to pay its credit obligations to the Bank in full, without recourse by the Bank to actions such as realising security (if any is held). Further, it is becoming probable that the Bank will restructure the account as a result of bankruptcy due to borrower's inability to pay its credit obligations.

While developing the model, an 'ever default' definition has been employed by the Bank in order to capture all accounts obtaining default status over a twelve-month period, regardless of whether the account ceases to be in default at the end of the period.

31.10 Impairment

IFRS 9 Impairment applies to financial instruments that are not measured at fair value through profit and loss (FVTPL). Financial assets falling within the scope of impairment are provided for by calculating their Expected Credit Loss (ECL). This requires considerable judgement regarding how changes in economic factors affect ECLs, which will be determined on a probability-weighted basis.

ECL is an estimate of present value of cash shortfalls over the life of the financial instrument and is computed as a product of probability of default (PD), loss given default (LGD) and exposure at default (EAD). The present value of cash shortfalls is calculated by taking into account the time value of money and forward-looking information.

IFRS 9 requires an unbiased and probability weighted estimate of credit losses by evaluation of a range of possible outcomes that incorporates forecasts of future economic conditions. Measurement of ECLs at each reporting period should reflect reasonable and supportable information at the reporting date about past events, current conditions and forecasts of future economic conditions.

31.11 Incorporation of forward-looking information

The estimation and application of forward-looking information requires significant judgement and are subject to appropriate internal governance and scrutiny. The Bank incorporates forward-looking information into both the assessment of whether the credit risk of an instrument has increased significantly since its initial recognition and the measurement of ECL.

The macroeconomic model built for Lending products contains the following exogenous variables capable of explaining the Property Lending default rates:

- Unemployment Rate
- Debt Service ratio

In order to comply with the requirements of IFRS 9, the ECL estimates are adjusted through updating selected macroeconomic variables to bring the Point in Time PD estimates for each segment to forward looking.

31.12 Modified financial assets and forbearance

The contractual terms of a loan may be modified for a number of reasons, including changing market conditions, customer retention and other factors not related to a current or potential credit deterioration of the customer.

When the terms of a financial asset are modified and the modification does not result in de-recognition, the determination of whether the asset's credit risk has increased significantly reflects comparison of:

- its remaining lifetime PD at the reporting date based on the modified terms; with
- the remaining lifetime PD estimated based on data on initial recognition and the original contractual terms.

When modification results in de-recognition, a new loan is recognised and allocated to Stage 1 (assuming it is not credit-impaired at that time).

The Bank renegotiates loans to customers in financial difficulties (referred to as 'forbearance activities') to maximise collection opportunities and minimise the risk of default. Under the Bank's forbearance policy, loan forbearance is granted on a selective basis if the debtor is currently in default on its debt or if there is a high risk of default, there is evidence that the debtor made all reasonable efforts to pay under the original contractual terms and the debtor is expected to be able to meet the revised terms.

The revised terms usually include extending the maturity, changing the timing of interest payments and amending the terms of loan covenants. Both retail and corporate loans are subject to the forbearance policy. All such situations are discussed and approved as per the credit sanction process by the Country Credit Committee. The Bank accommodates the forbearance situations by deferring the principal repayments, providing an Interest moratorium, converting the overdraft into an amortising loan, or by using a letter of credit to finance trade finance rather than an Overdraft.

Habib Bank Zurich plc

All customers assessed under a forbearance process with revised repayment terms are kept under a close monitoring process. Once the circumstances leading to a forbearance process related to a loan no longer exists, and customers demonstrate continuous repayment history, the loan is no longer considered as forborne.

During the year, loans amounting to £Nil (2021: £2.68 million) were considered as forborne of which £Nil (2021: Nil) were classified as impaired. A provision of £Nil (2021: £3k) was made against forborne loans.

31.13 Loss allowance

The following tables show reconciliations from the opening to the closing balances of the loss allowance by class of financial instrument.

Due from banks at amortised cost	Amount in £ 000'				
	2022 Stage 1	2022 Stage 2	2022 Stage 3	2022 Total	2021 Total
Balances at the beginning of the year	19	-	-	19	532
New provisions	2	-	-	2	14
Increased provisions	-	-	-	-	-
Uncollectable recovered / settled	(11)	-	-	(11)	(527)
Net measurement of loss allowance	(9)	-	-	(9)	(513)
Other movement	-	-	-	-	-
Balances at the closing of the year	10	-	-	10	19

Loans and advances to customers at amortised cost	Amount in £ 000'				
	2022 Stage 1	2022 Stage 2	2022 Stage 3	2022 Total	2021 Total
Balances at the beginning of the year	250	445	3,758	4,453	5,415
New provisions	27	-	-	27	55
Increased provisions	-	306	853	1,159	1,764
Recovered / settled / reduced	(140)	(168)	(196)	(504)	(1,342)
Net measurement of loss allowance	(113)	138	657	682	477
Transferred to 12 month's ECL Stage 1	-	-	-	-	-
Transferred to lifetime ECL stage 2 Credit not impaired	(11)	14	(3)	-	-
Transferred to lifetime ECL stage 3 Credit impaired	(1)	(271)	272	-	-
Uncollectable written off / other	-	-	(28)	(28)	(1,439)
Balances at the closing of the year	125	326	4,656	5,107	4,453

The contractual amounts outstanding on financial assets that were written off during the year ended 31 December 2022 are subject to enforcement activity.

Financial investments					Amount in £ 000'	
	2022 Stage 1	2022 Stage 2	2022 Stage 3	2022 Total	2021 Total	
Balances at the beginning of the year	12	-	-	12	1	
New provisions	-	-	-	-	6	
Increased provisions	-	-	-	-	(38)	
Net measurement of loss allowance					(32)	
Other movement	11	-	-	11	(1)	
Impairment of FVOCI investment shown under OCI	(13)	-	-	(13)	44	
Balances at the closing of the year	10	-	-	10	12	

The following table provides reconciliation between:

- Amounts shown in above tables reconciling of opening and closing balances of loss allowance per class of financial instrument; and
- The impairment losses on financial instruments' line item in the statement of profit and loss.

	Amount in £ 000'			
	Due from banks at amortised cost	Loans and advances to customers at amortised cost	Financial investments	Total
New provisions	2	27	-	29
Increased /(reduced) provisions	-	1,159	-	1,159
Uncollectable recovered / settled	(11)	(504)	11	(504)
Total – 2022	(9)	682	11	684
Total – 2021	(513)	477	(32)	(68)

31.14 Credit quality analysis

The following table set out information about the credit quality of financial assets measured at amortised cost and FVOCI debt. Unless specifically identified, for financial assets, the amounts in the table represent the gross carrying amounts.

Habib Bank Zurich plc

	Amount in £ 000'				
	2022 Stage 1	2022 Stage 2	2022 Stage 3	2022 Total	2021 Total
Cash in hand and with central bank	96,506	-	-	96,506	88,689
Due from banks	157,250	-	-	157,250	101,336
Loans and advances to customers	560,008	26,132	20,029	606,169	518,514
Financial investments – amortised cost	97,827	-	-	97,827	89,931
Financial investments – FVOCI debt instruments	46,535	-	-	46,535	85,735
	144,362	-	-	144,362	175,666
	958,126	26,132	20,029	1,004,287	884,205
Loss allowance	(145)	(326)	(4,656)	(5,127)	(4,484)
	957,981	25,806	15,373	999,160	879,721

Contingent liabilities as at reporting date is £34.8m classified as stage 1 and the total ECL amounted to £4k.

The following table provide information about the credit quality of financial assets outstanding as at the balance sheet date in terms of regular, past due and impaired.

	Amount in £ 000'					
	Cash and balances with central bank	Due from banks	Loans and advances to customers	Financial investments	Derivatives	Total
2022						
Current & past due up to 1 month	96,506	157,250	605,007	144,362	192	1003,317
Past due 1 to 3 months	-	-	13	-	-	13
Past due over 3 months	-	-	1,149	-	-	1,149
Gross exposure	96,506	157,250	606,169	144,362	192	1004,479
Less: impairment	-	(10)	(5,107)	(10)	-	(5,127)
Net exposure	96,506	157,240	601,062	144,352	192	999,352

	Amount in £ 000'					
	Cash and balances with central bank	Due from banks	Loans and advances to customers	Financial investments	Derivatives	Total
2021						
Current & past due up to 1 month	88,689	101,336	512,965	175,666	304	878,960
Past due 1 to 3 months	-	-	2,622	-	-	2,622
Past due over 3 months	-	-	2,927	-	-	2,927
Gross exposure	88,689	101,336	518,514	175,666	304	884,509
Less: impairment	-	(19)	(4,453)	(12)	-	(4,484)
Net exposure	88,689	101,317	514,061	175,654	304	880,025

The table below sets out information about the overdue status of loans and advances to customers in Stage 1, 2 and 3:

Age bracket	Amount in £ 000'				
	2022 Stage 1	2022 Stage 2	2022 Stage 3	2022 Total	2021 Total
< 30 days	34,516	1,211	1,246	36,973	24,622
> 30 days to 60 days	-	-	823	823	2,622
> 60 days to 90 days	-	-	684	684	-
> 90 days to 180 days	-	-	7,294	7,294	228
> 180 days	-	-	3,769	3,769	2,699
Total overdue	34,516	1,211	13,816	49,543	30,171
Not overdue	525,493	24,920	6,213	556,626	488,343
Gross loans and advances to customers	560,009	26,131	20,029	606,169	518,514
Less: Impairment allowance	(125)	(326)	(4,656)	(5,107)	(4,453)
Net loans and advances to customers	559,884	25,805	15,373	601,062	514,061

31.15 Credit Risk Ratings

For the purpose of credit risk ratings, the Bank segregates its loans and advances portfolio into two categories namely, Property Sector lending and Other Lending (primarily comprising of commercial lending). Property sector lending covers major portion of the total lending portfolio. The Bank follows a program-based lending approach for property sector lending with clearly defined Risk Acceptance Criteria (RAC) for this segment rather than a credit risk rating methodology.

The Bank recognises loans and advances as past due when the customer does not meet its contractual payment obligations.

The Bank regards a loan and advance or a debt security as impaired if there is objective evidence that a loss event has an impact on future estimated cash flows from the asset.

The following table sets out the credit quality of non-trading financial assets split by external rating, where applicable:

2022	Amount in £ 000'						
	Cash and balances with central bank	Due from banks	Loans and advances to customers	Financial investments	Derivatives	Contingent liabilities and commitments	Total
AAA to AA-	95,818	-	-	61,852	16	-	157,686
A+ to A-	-	70,897	-	46,488	15	-	117,400
BBB+ to B-	-	43,858	-	35,992	-	-	79,850
Unrated	688	42,485	601,062	20	162	34,820	679,237
	96,506	157,240	601,062	144,352	193	34,820	1,034,173

Habib Bank Zurich plc

2021	Amount in £ 000'						
	Cash and balances with central bank	Due from banks	Loans and advances to customers	Financial investments	Derivatives	Contingent liabilities and commitments	Total
AAA to AA-	88,166	6,044	-	90,587	-	-	184,797
A+ to A-	-	41,346	-	47,703	185	24,374	113,608
BBB+ to B-	-	15,804	-	37,347	112	24,249	77,512
Unrated	523	38,123	514,061	17	7	54,958	607,689
	88,689	101,317	514,061	175,654	304	103,581	983,606

The above numbers represent the carrying values of the financial assets and firm commitments.

The following table shows an analysis of counterparty credit exposures arising from derivative transactions. Derivative transactions of the Bank are fully collateralised by cash.

GBP 000'	Total Notional amount	Total Fair value	Over-the-counter collateralized	
			Other bilateral Notional amount	Fair value
2022				
Derivative assets	19,721	192	19,721	192
Derivative liabilities	19,754	(229)	19,754	(229)
2021				
Derivative assets	48,760	304	48,760	304
Derivative liabilities	48,666	(514)	48,666	(514)

31.16 Concentration of Risk

Concentration arises when a number of counterparties are engaged in similar business activities, or activities in the same geographic region, or have similar features that would cause their ability to meet contractual obligations to be affected by changes in economic, political or other conditions. The Country Credit Committee primarily manages concentration risk. The Bank Assets and Liabilities Committee also monitor credit concentration. All material exposures are reported to the Board Risk Committee, which escalates material concerns to Board of Directors.

Concentration of financial assets and credit related contingent liabilities:

2022	Amount in £ 000'						
	Cash and balances with central bank	Due from banks	Loans and advances to customers	Financial investments	Derivatives	Contingent liabilities and commitments	Total
Supernationals	95,818	-	-	55,672	-	-	151,490
Financial Institutions	-	157,240	-	72,656	31	8,557	238,484
Industrial & commercial	-	-	516,891	16,024	162	16,673	549,749
Individual	-	-	79,820	-	-	9,590	89,411
Other	688	-	4,351	-	-	-	5,039
	96,506	157,240	601,062	144,352	193	34,820	1,034,173

2021	Amount in £ 000'						
	Cash and balances with central bank	Due from banks	Loans and advances to customers	Financial investments	Derivatives	Contingent liabilities and commitments	Total
Supernational	88,166	-	-	90,964	-	-	179,130
Financial Institutions	-	101,317	-	54,595	297	72,720	228,929
Industrial & commercial	-	-	444,211	30,096	7	28,351	502,665
Individual	-	-	69,850	-	-	2,510	72,360
Other	523	-	-	-	-	-	523
	88,689	101,317	514,061	175,655	304	103,581	983,607

Supernational include investment made by the Bank in high rated bonds issued by sovereigns and multilateral development banks.

Habib Bank Zurich plc

Geographical concentration of financial assets and credit related contingent liabilities:

2022	Amount in £ 000'						
	Cash and balances with central bank	Due from banks	Loans and advances to customers	Financial investments	Derivatives	Contingent liabilities and commitments	Total
UK	96,506	88,507	519,726	41,460	178	20,217	766,594
Europe excl UK	-	27,337	36,986	80,094	15	1,820	146,252
Asia	-	22,859	28,301	11,895	-	5,658	68,713
North America	-	20	11,875	2,350	-	-	14,245
Africa	-	17,130	4,174	1,809	-	7,125	30,238
USA	-	1,264	-	6,744	-	-	8,008
Australia	-	123	-	-	-	-	123
	96,506	157,240	601,062	144,352	193	34,820	1,034,173

2021	Amount in £ 000'						
	Cash and balances with central bank	Due from banks	Loans and advances to customers	Financial investments	Derivatives	Contingent liabilities and commitments	Total
UK	88,689	31,565	457,617	27,589	119	47,073	652,652
Europe excl UK	-	5,747	16,492	71,574	185	25,189	119,187
Asia	-	36,812	3,705	35,440	-	25,303	101,260
North America	-	12	22,296	12,104	-	2	34,414
Africa	-	16,946	13,951	-	-	6,014	36,911
USA	-	8,755	-	27,323	-	-	36,078
Australia	-	1,480	-	1,624	-	-	3,104
	88,689	101,317	514,061	175,654	304	103,581	983,606

The Bank held cash and cash equivalents of £ 96.5 million as at 31 December 2022 (2021: £88.2 million) with central bank that is rated at least AA- to AA+ as per approved external credit rating agencies.

31.17 Collateral Management

Collateral Risk is mitigated through the use of readily marketable collateral, avoidance of collateral with high volatility and use of haircuts as per approved Bank's policy.

Collateral values are assessed by professional valuers. The Bank uses a panel of valuers selected through a robust due diligence process. Residential or commercial collateral values used by the Bank are based on vacant possession values, which provides fair degree of conservativeness to the values used for calculating LTV. The Bank generally performs valuation of properties every five years.

Key threat arising along with controls & mitigations in place are tabulated below:

Collateral Risk	Controls & Mitigation in Place
Risk arising from reduction in collateral values	<ul style="list-style-type: none"> • Generally acceptable collateral – Cash, Residential & Commercial Property, Bank Guarantees, Shares & Bonds & life insurance with surrender value. • Lien is marked against cash taken as collateral. • Charge is recorded in Bank’s name in land registry relating to residential and commercial properties taken as collateral. • Other collateral like Bank Debenture, Stocks, Receivables, Personal Guarantees also available but discounted for lending and provision decisions. • Well defined haircuts for all collateral with Property haircuts arrived at on the basis of type of property, location and market conditions. • Property Stress tests conducted every six months.
Risk arising from inadequate perfection of Security for Customer Borrowing	<ul style="list-style-type: none"> • Credit Administration unit centralised. • Standardisation of documents and processes for Risk mitigation. • Duly reviewed & approved panel of solicitors & valuation firms.

The Bank accepts collateral subject to legal review and appropriate documentation in accordance with the Credit Risk Management Policy. The Credit Department keeps a comprehensive record of collateral received and is responsible for regular updates to the valuation of the underlying collateral. The documentation entered into with the obligor specifies the Bank’s rights and ability to liquidate the collateral, if required. The Country Credit Committee is responsible for decisions regarding liquidation or appropriation of collateral based on recommendations from the Head of Credit and advice from the Legal Department.

The carrying amount of financial assets recorded in the balance sheet, net of any allowances for losses, represents the Bank’s maximum exposure to credit risk without taking account of any collateral obtained. The fair value of collateral and security enhancements held against loans or advances to customers is shown below:

Collateral Type	Amount in £ 000'			
	2022 Collateral Value	2022 Advances	2021 Collateral Value	2021 Advances
Commercial real estate	908,901	440,097	798,044	382,240
Residential real estate	270,225	139,330	224,833	110,221
Cash collateral	37,224	21,175	36,574	18,119
Other collateral	-	-	-	-
Guarantees	-	-	-	-
Unsecured	-	-	-	7,934
Total	1,216,350	600,602	1,059,451	518,514

The Bank doesn’t hold collateral against any of the financial asset other than loans and advances to the customers.

Habib Bank Zurich plc

The following table stratifies credit exposures from mortgage loans and advances to customers by ranges of loan-to-value (LTV) ratio. LTV is calculated as the ratio of gross amount of the loan – to the value of the collateral. The value of the collateral for mortgage loans is based on the collateral value at origination updated based on changes in valuation. For credit-impaired loans the value of collateral is based on the most recent appraisals and taking into account any reduction in values as a result of forced sales.

Loans and Advances

LTV Bracket	Amount in £ 000'							
	2022 Stage 1	2022 Stage 2	2022 Stage 3	2022 Total	2021 Stage 1	2021 Stage 2	2021 Stage 3	2021 Total
Less than 50%	179,630	6,808	1,895	188,333	163,368	3,237	1,933	168,538
51-70%	374,043	16,543	10,593	401,179	317,832	6,911	5,903	330,646
71-90%	370	261	445	1,076	953	-	454	1,407
91-100%	49	-	3,345	3,394	90	-	-	90
More than 100%	618	2,273	3,729	6,620	11,111	2,042	4,680	17,833
Grand Total	554,710	25,885	20,007	600,602	493,354	12,190	12,970	518,514
Collateral	1,139,928	45,111	31,311	1,216,350	1,013,989	23,490	21,972	1,059,451

31.18 Market risk

Market risk refers to the risk to an institution resulting from movements in market prices, in particular, changes in interest rates, foreign exchange rates, and equity and commodity prices.

Market risk is the potential for loss of earnings or economic value due to adverse changes in financial markets. Banks involved in proprietary trading are exposed to market risk due to change in interest or foreign exchange rates.

31.19 Interest Rate Risk Management

Interest rate risk arises from the possibility that changes in interest rates will affect future profitability or the fair value of financial instruments. Interest rate risk at the Bank is well managed and contained and the Bank has no significant long term or complex interest rate positions. The Bank seeks to minimize the negative impact on net interest income of adverse movement in interest rates.

The Bank uses its own base rate for pricing of products, which can be changed with 60 days' notice to the customers. Therefore, any significant fluctuation in interest rate is unlikely to have a material impact on the Bank as it can re-price its lending and customer deposit books. The Bank is exposed to interest rate risk on its fixed rate investment portfolio maintained to meet the Liquidity Coverage Ratio (LCR) requirement. However, this is only limited to a portion, which is monitored in ALCO.

Customers' deposits are mostly short tenors (<1year) and priced in accordance with market conditions and the Bank's cost of funds. Hence the interest rate risk on the same is limited.

The following table provides a summary of the interest rate re-pricing profile of the Bank's financial assets and liabilities. Items have been allocated to time bands by reference to the earlier of the next interest rate reset date and the contractual maturity date.

Interest Risk Management	Amount in £ 000'								
2022	Within 3 mths	<3 to 6 mths	<6 mths to 1 year	<1 to 2 years	<2 to 3 years	< 3 to 4 years	< 4 to 5 years	No specific re-pricing	Total
Assets									
Cash in hand & with central bank	95,818	-	-	-	-	-	-	688	96,506
Due from banks	120,687	27,392	9,161	-	-	-	-	-	157,240
Loans & advances to customers	137,656	45,638	42,887	51,322	65,818	119,330	138,411	-	601,062
Financial investments									-
– fair value through other									
– comprehensive income	21,945	1,974	9,058	11,121	1,783	-	-	-	45,881
– Amortised cost	10,984	1,974	34,566	27,374	23,573	-	-	-	98,471
Derivative financial instruments	130	37	25	0	0	-	-	-	192
Total assets	387,220	77,015	95,697	89,817	91,174	119,330	138,411	688	999,352
Liabilities									
Due to banks	40,679	16,000	1,661	5,000	65,000	-	-	926	129,266
Due to customers	147,241	172,810	138,105	2,172	100	-	-	309,128	769,556
Derivative financial instruments	105	31	93	-	-	-	-	-	229
Subordinated liabilities	-	20,273	-	-	-	-	-	-	20,273
Total Liabilities	188,025	209,114	139,859	7,172	65,100	-	-	310,054	919,324
Net Gap (Assets – Liabilities)	199,195	(132,099)	(44,160)	82,645	26,074	119,330	138,411	(309,366)	80,028

Habib Bank Zurich plc

2021	Amount in £ 000'								Total
	Within 3 mths	<3 to 6 mths	<6 mths to 1 year	<1 to 2 years	<2 to 3 years	< 3 to 4 years	< 4 to 5 years	No specific re-pricing	
Assets									
Cash in hand & with central bank	88,153	-	-	-	-	-	-	536	88,689
Due from banks	30,328	17,000	14,990	-	-	-	-	39,018	101,336
Loans & advances to customers	12,114	506,400	-	-	-	-	-	-	518,514
Financial investments									-
– fair value through other comprehensive income	42,531	6,284	12,219	12,268	13,105	-	-	-	86,407
– Amortised cost	4,023	-	28,159	27,670	19,463	9,943	-	-	89,258
Derivative financial instruments	100	-	204	-	-	-	-	-	304
Total assets	177,249	529,684	55,572	39,938	32,568	9,943	-	39,554	884,508
Liabilities									
Due to banks	2,000	9,246	17,471	-	-	5,020	-	73,410	107,147
Due to customers	159,481	110,118	102,989	645	100	-	-	298,675	672,008
Derivative financial instruments	300	-	214	-	-	-	-	-	514
Subordinated liabilities	-	-	-	-	-	-	20,092	-	20,092
Total Liabilities	161,781	119,364	120,674	645	100	5,020	20,092	372,085	799,761
Net Gap (Assets – Liabilities)	15,468	410,320	(65,102)	39,293	32,468	4,923	(20,092)	(332,531)	84,747

Interest Rate Sensitivity Analysis

The sensitivity to the income statement to various interest risk variables is considered on daily basis. An analysis of sensitivity to an increase or decrease in market interest rates, assuming no asymmetrical movement in yield curves and a constant financial position, is as follows at the financial year end.

	2022 Impact on P&L (£ 000')	2021 Impact on P&L (£ 000')
25bps increase in interest rate	(241)	(120)
25bps decrease in interest rate	(95)	125
50bps increase in interest rate	(121)	(240)
50bps decrease in interest rate	125	(31)



Manchester Cathedral, Manchester

31.20 Foreign Currency (FX) Risk Management

Foreign Exchange risk – is the risk that the Bank will suffer a loss as a result of an adverse movement in exchange rates.

The Bank has identified FX its risk component of its market risk that could lead to losses considering the nature of Bank's business. As the Bank is not running a trading book it is not exposed to FX risk to a large extent.

The Bank has developed various management reports to measure and manage foreign exchange risk. The Bank's open foreign exchange positions are monitored intraday. The foreign exchange exposures are managed by the treasury front office with a maximum allowable net open position ("NOP") of £1m with a maximum amount of £250,000 in a single currency. The Bank considers this an acceptable risk exposure. Client transactions are generally executed on a matched basis reducing the risk of losses. The Bank's does not engage in proprietary trading. This eliminates the likelihood of FX losses.

Key Risk Indicators exceeding tolerance are reviewed in the CCC & ALCO & reported to the Audit Risk and Compliance Committee (ARCC) together with remedial action plans.

The Bank's net open position (NOP) as at 31 December 2022 was (£0.07m) (2021: £0.114m).

Currency	2022 (£ 000')	2021 (£ 000')
USD	24	24
EUR	(33)	1
PKR	-	59
ZAR	(11)	-
CAD	-	(4)
INR	6.1	22
Others	6.2	12

31.21 Liquidity Risk Management

The Bank's liquidity risk is clearly articulated in its "Liquidity Risk Management Policy" (LRMP) approved by the Board of Directors. The Bank maintains adequate liquidity levels all the time to cover its short- and medium-term liquidity risks over an appropriate set of time horizons for both BAU and stressed conditions. The Bank keeps a liquid asset buffer of High-Quality Liquid Assets as required by UK CRR. The Bank also maintains substantial liquidity in the Bank of England Reserve account and in short term deposits to meets its liquidity requirements.

Liquidity risk is the risk that the Bank is unable to meet its obligations as they fall due and in the currency in which they are due. Typically, this arises from a mismatch in the cash flows arising from assets, liabilities and contingencies. To limit this risk, the Bank manages the maturities of its assets and liabilities and its cash flows on a daily basis.

The Bank has put in place strategies, policies, processes and systems that enable it to identify measure, manage and monitor liquidity risk over an appropriate set of time horizons, including intraday, so as to ensure that it maintains adequate levels of liquidity buffers. The Bank's liquidity policy is based on maintaining sufficient liquid resources to ensure there is no significant risk that its liabilities cannot be met as they fall due.

The Board oversees liquidity risks. The risks identified in the Bank's risk profiles are all at a level, which are in line with the current business operations and the Business Plan. The Bank has a clearly defined liquidity risk appetite approved by the Board. This forms the basis of its liquidity risk policy as well as systems and controls around the management of liquidity adequacy. The Bank will continue to review and update its liquidity risk management framework based on feedback from PRA experience and from developments in market and industry best practices.

In order to achieve the above, the Bank has identified several risk factors, which form components of the Bank's overall liquidity risk profile. These include but are not limited to:

- Wholesale secured and unsecured funding risk
- Retail funding risk
- Intra-day liquidity risk
- Intra-group liquidity risk
- Cross-currency liquidity risk
- Off-balance sheet liquidity risk
- Franchise viability risk
- Marketable assets risk
- Non-marketable assets risk
- Funding concentration risk

The Treasury Department is responsible for the day-to-day management of funding and liquidity with particular attention to the level of mismatch between assets and liabilities as well as currency exposure. The Finance Department provides daily monitoring reports against the regulatory and MI requirements, with a clear escalation process for reporting adverse outcomes. The ALCO coordinates and provides direct oversight on the whole process of liquidity risk management in accordance with their terms of reference approved by the Board.

The Bank has the following liquidity profile that analyses assets and liabilities into relevant maturity buckets based on the remaining period to contractual maturity. The maturity profile is the representative of its contractual undiscounted cash flows.

Habib Bank Zurich plc

2022	Amount in £ 000'						
	Carrying amount	Gross nominal inflow/ (outflow)	Within 1 month	1-3 months	3 months -1 year	1-5 years	>5 years
Financial asset by type							
<i>Non-derivative assets</i>							
Cash in hand & with central bank	96,506	96,506	96,506	-	-	-	-
Due from banks	157,240	158,282	88,344	32,247	37,691	0	-
Loans & advances to customers	601,062	686,036	6,233	131,014	94,705	454,085	
Financial investments							
– fair value through other comprehensive income	46,535	49,512	0	0	13,566	35,946	
– Amortised cost	97,817	101,152	1,006	10,656	41,684	47,787	20
	999,160	1,091,488	192,089	173,917	187,646	537,817	20
<i>Derivative assets</i>							
Risk management	192						
Outflow						-	-
Inflow	-	192	54	76	62	-	-
	192	192	54	76	62	-	-
Financial liability by type							
<i>Non-derivative liabilities</i>							
Due to banks	129,266	(129,687)	(80,766)	(31,134)	(17,787)	0	0
Due to customers	672,008	(676,816)	(328,932)	(98,840)	(246,839)	(2,204)	0
Subordinated liabilities	20,273	(20,304)	-	-	(20,304)		0
Lease liability	2,373	(2,373)	0	0	0	(2,373)	0
	823,920	(829,180)	(409,698)	(129,974)	(284,930)	(4,577)	0
<i>Derivative liabilities</i>							
Risk management	229	-	-	-	-	-	-
Outflow		(229)	(47)	(59)	(123)	-	-
Inflow							
	-	(229)	(47)	(59)	(123)	-	-

2021	Amount in £ 000'						
	Carrying amount	Gross nominal inflow/ (outflow)	Within 1 month	1-3 months	3 months -1 year	1-5 years	>5 years
Financial asset by type							
<i>Non-derivative assets</i>							
Cash in hand & with central bank	88,689	88,693	88,693	-	-	-	-
Due from banks	101,317	101,533	52,869	16,468	32,196	-	-
Loans & advances to customers	514,061	576,569	119,414	20,156	104,724	332,233	42
Financial investments							
– fair value through other comprehensive income	85,735	86,898	7,246	4,612	14,441	56,386	4,214
– Amortised cost	89,920	91,517	-	-	12,428	79,089	-
	879,722	945,210	268,222	41,236	163,789	467,708	4,256
<i>Derivative assets</i>							
Risk management	304						
Outflow		17,837	7,408	429	10,000	-	-
Inflow	-	(17,535)	(7,317)	(420)	(9,798)	-	-
	304	302	91	9	202	-	-
Financial liability by type							
<i>Non-derivative liabilities</i>							
Due to banks	107,147	(107,473)	(7,424)	(8,299)	(21,469)	(70,280)	-
Due to customers	672,008	(673,192)	(351,586)	(106,189)	(214,664)	(754)	-
Subordinated liabilities	20,092	(20,288)	-	-	-	(20,288)	
Lease liability	2,774	(2,936)	-	(111)	(332)	(1,966)	(505)
	802,021	(803,889)	(359,010)	(114,599)	(236,465)	(93,288)	(505)
<i>Derivative liabilities</i>							
Risk management	514	-	-	-	-	-	-
Outflow	-	30,814	10,998	10,815	9,000	-	-
Inflow	-	(31,226)	(10,909)	(11,101)	(9,215)	-	-
	514	(412)	89	(286)	(215)	-	-

Habib Bank Zurich plc

The Bank has disclosed a contractual maturity analysis for its financial instruments. This includes a maturity analysis for financial assets that it holds as part of its managing liquidity risk – e.g., financial assets that are expected to generate cash inflows to meet cash outflows on financial liabilities – because the Bank considers that such information is necessary to enable financial statement users to evaluate the nature and extent of its liquidity risk.

The Bank liquidity risk management measures includes access to Bank of England facilities under the Sterling Money Framework which are Reserve Account, Indexed Long Term Repo facility and Discount Window Facility. Such arrangement can be utilised by providing eligible securities to the Bank of England as collateral.

Exposure to Liquidity risk

The key measure used by the Bank for managing liquidity risk is the ratio of high-quality liquid assets (HQLA) to deposits from customers and short-term funding. For this purpose, HQLA divided by deposits from customers and banks. Bank also considers the liquidity coverage ratio (LCR) being another strong tool for liquidity Risk.

Details of the reported ratios at the reporting date and during the reporting period were as follows:

	2022 (Unaudited) Liquidity coverage %	2022 (Unaudited) HQLA to deposits %	2021 (Unaudited) Liquidity coverage %	2021 (Unaudited) HQLA to deposits %
As at 31 December	405%	14%	152%	16%
Average for the period	205%	12%	159%	16%
Maximum for the period	432%	16%	227%	20%
Minimum for the period	107%	8%	134%	11%

	2022 Carrying amount	2022 HQLA	2021 Carrying amount	2021 HQLA
Liquidity Reserves				
Balance with central bank	92,809	92,809	88,145	85,145
Cash in hand	688	688	536	536
Unencumbered debt securities issued by sovereigns and supranational	9,351	9,135	11,002	10,699
Other assets	11,307	6,123	18,414	11,535
	114,155	108,755	118,097	107,915

31.22 Financial assets and financial liabilities

Classification of financial assets and financial liabilities

The following table provides a reconciliation between line items in the statement of financial position of categories of financial instruments.

31 December 2022 Amount in £ 000'	Mandatorily at FVPTL	FVOCI – debt instruments	Amortised cost	Estimated credit loss	Total carrying amount
Cash in hand and with central bank	-	-	96,506	-	96,506
Due from banks	-	-	157,250	(10)	157,240
Loans and advances to customers	-	-	606,169	(5,107)	601,062
Financial investments	-	46,535	97,827	(10)	144,352
Derivative assets held for risk management	192	-	-	-	192
Total financial assets	192	46,535	957,752	(5,127)	999,352
Due to banks	-	-	129,266	-	129,266
Due to customers	-	-	769,556	-	769,556
Derivative liabilities held for risk management	229	-	-	-	229
Subordinated liabilities	-	-	20,273	-	20,273
Total financial liabilities	229	-	919,095	-	919,324

31 December 2021 Amount in £ 000'	Mandatorily at FVPTL	FVOCI – debt instruments	Amortised cost	Estimated credit loss	Total carrying amount
Cash in hand and with central bank	-	-	88,689	-	88,689
Due from banks	-	-	101,336	(19)	101,317
Loans and advances to customers	-	-	518,514	(4,453)	514,061
Financial investments	-	85,735	89,931	(12)	175,654
Derivative assets held for risk management	304	-	-	-	304
Total financial assets	304	85,735	798,470	(4,484)	880,025
Due to banks	-	-	107,147	-	107,147
Due to customers	-	-	672,008	-	672,008
Derivative liabilities held for risk management	514	-	-	-	514
Subordinated liabilities	-	-	20,092	-	20,092
Total financial liabilities	514	-	799,247	-	799,761

31.23 Encumbered assets

Certain assets are pledged as collateral to secure liabilities under Credit Support Annex (“CSA”) for derivative liabilities and as security deposits relating to FX forward transactions. The holders of these securities do not have the right to sell or re-pledge the asset except where specifically disclosed. The aggregate amount of collateral pledged under CSAs is £0.38m as on 31 December 2022 (2021: 0.56m) as mentioned at note 15.2.

As at 31 December 2022 financial investments of £73 million (2021: £82.5m) were encumbered against borrowing of £70 million from the Bank of England against TFSME scheme (2020: £5m) and £nil million (2021: £9m) against Repurchase Agreement as mentioned at note 17.1.

31.24 Operational Risk Management

Operational Risk is the risk that the Bank triggers one or more of the below situations due to failed internal processes, people and systems – these can be internal or external to the Bank:

- Adversely impacts customers (customers are defined as customer of the Bank as well as internal “customers” such as colleagues with a dependency on particular output or service)
- Incurs losses e.g., operational losses (this includes temporary losses i.e., where recovery is made or is in progress of being made)
- Breaches in regulatory requirements or other policies and practices of the Bank

The Bank’s operational processes exist to support the servicing of customers and to maintain compliance with relevant regulation. These imperatives will be robustly protected. The Bank will ensure that it remains compliant with the latter but its approaches to the former will vary according to priority and need. In terms of customer service, the Bank will actively employ flexible approaches to maintaining and protecting delivery and to this end will incur reasonable costs as required.

The Bank adopts the Basic Indicator approach for calculating Operational Risk capital as set out in the CRR and consequently embarks on rigorous risk identification exercises to establish any Pillar 2 requirements for Operational Risk.

31.25 Capital Management and Risk

The primary objective of capital management is to maintain strong capital to support medium to long-term business growth. An effective capital management process provides resilience arising from both internal and external factors resulting in additional capital requirements. The Bank maintains strong capital ratios not only to support its business and maximise shareholders’ value but also to maintain depositors’ and market confidence. The Prudential Regulation Authority sets and monitors the capital requirement for the Bank.

The Bank’s capital has been invested by the Parent bank to support long-term business growth of the Bank, which includes capital resources to meet Total Capital Requirement (Pillar 1 and Pillar 2), CRD Buffers and PRA Buffer. The Bank also maintains an internal capital buffer over and above the minimum regulatory capital requirement. The Bank also takes into account changes in economic conditions; risk characteristics of its activities and regulatory

requirement in managing its capital structure and make adjustments to it in the light of such changes. The Bank has put in place processes and controls to monitor and manage its own funds and no breaches were reported to the PRA during the period.

The Bank's regulatory capital consists of the sum of the following elements:

- Common equity Tier 1 (CET 1) capital, which includes ordinary share capital and retained earnings, and Tier 2 capital which includes qualifying subordinated liabilities.

	2022 (£ 000')	2021 (£ 000')
Share capital	70,000	70,000
Retained earnings	20,525	16,301
Tier 1 capital	90,525	86,301
Subordinated liability	20,000	20,000
IFRS 9 (ECL) impact of regulatory capital	579	386
	20,852	20,386
Own funds	111,377	106,687

32. Ultimate Parent Company

The Bank is a wholly owned subsidiary undertaking of Habib Bank AG Zurich, which is the immediate and the ultimate controlling parent, incorporated in Switzerland. The largest group in which the results of the company are consolidated is Habib Bank AG Zurich, Switzerland being the ultimate controlling parent.

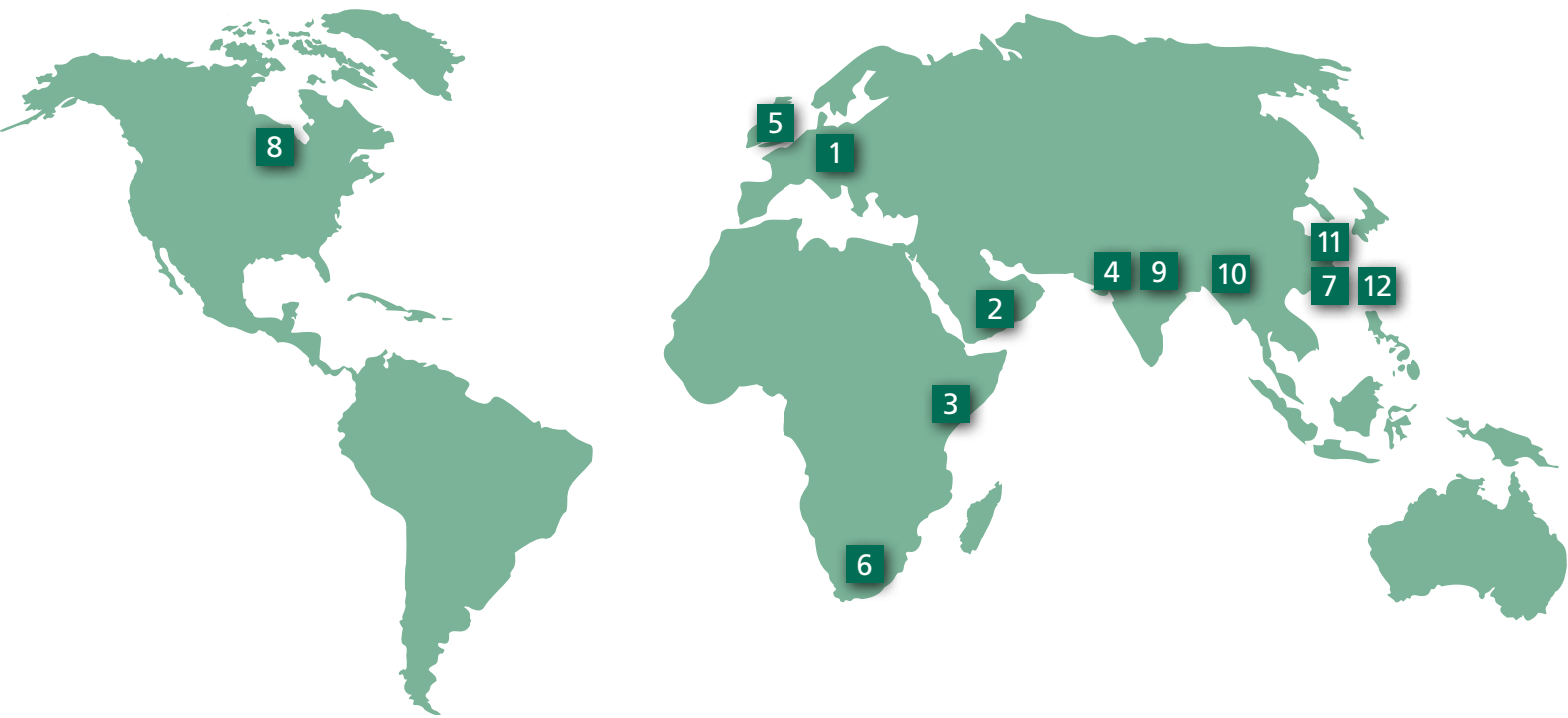
33. Significant Events after the Balance Sheet Date

The Directors confirms that there were no significant events since the reporting date that require to be disclosed.

Branch Network

Moorgate	Habib House
	42 Moorgate
	London EC2R 6JJ
	Telephone: 020 7452 0200
West End	142 Wigmore Street
	London W1U 3SH
	Telephone: 020 7487 4571
Harrow	377 Station Road
	Harrow on the Hill
	Middlesex HA1 2AW
	Telephone: 020 8515 1380
Southall	5-7 High Street
	Southall
	Middlesex UB1 3HA
	Telephone: 020 8893 5059
Tooting	264 Upper Tooting Road
	London SW17 0DP
	Telephone: 020 8767 5555
Manchester	Showroom 5, The Point
	173-175 Cheethamhill Road
	Manchester M8 8LG
	Telephone: 0161 832 2166
Leicester	160 Belgrave Road
	Leicester LE4 5AU
	Telephone: 0116 261 3300
Birmingham	Ground Floor Pinnacle House,
	8 Harborne Road
	Edgbaston
	Birmingham B15 3AA
Telephone: 0121 455 6213	

International Network



Head Office	1 Switzerland	Habib Bank AG Zurich	
Branches	1 Switzerland	Habib Bank AG Zurich	1 Branch
	2 UAE	Habib Bank AG Zurich	9 Branches
	3 Kenya	Habib Bank AG Zurich	4 Branches
Subsidiaries	4 Pakistan	Habib Metropolitan Bank Ltd	500 Branches
	5 United Kingdom	Habib Bank Zurich plc	8 Branches
	6 South Africa	HBZ Bank Ltd	8 Branches
	7 Hong Kong	Habib Bank Zurich (Hong Kong) Ltd	2 Branches
	8 Canada	Habib Canadian Bank	3 Branches
Representative offices	9 Pakistan	Habib Bank AG Zurich	
	10 Bangladesh	Habib Bank AG Zurich	
	11 China	Habib Bank AG Zurich	
	12 Hong Kong	Habib Bank AG Zurich	



Habib Bank AG Zurich is the trading name of Habib Bank Zurich plc.

Registered office: Habib House, 42 Moorgate, London EC2R 6JJ.

Registered in England and Wales: Company registered number: 08864609.

Authorised by the Prudential Regulation Authority and regulated by the Financial Conduct Authority
and the Prudential Regulation Authority under registration number 627671.

Habib Bank Zurich plc is covered by the Financial Services Compensation Scheme.